

מלודיקל Muzikoloroj



נְעִימוֹת קְלוֹת לְנִגְיָנָה
בְּכֵלֵי-מְקַלְדָּת
Facilaj muzikaĵoj por
klavarinstrumentoj

לְקוּט, עֲבוּד וְסֵדֶר:
יוֹדָה רוֹנֵן
Elektado, aranĝado kaj
kompostado per Júda Ronén



פּוֹנְשִׁישִׁית
הוֹצָאָה חוֹפְשִׁית

Muzikoloroj

Facilaj muzikaĵoj por
klavarinstrumentoj

Elektado, aranĝado kaj kompostado
per Júda Ronén

מְלוּדִיקָל

נעימות קלות לנגינה בכלי־מקלדת

ליקוט, עיבוד וסדר:

יודה רונן

Ame dediĉita por Re'em,
pro ĝia naskotago



מוקדש באהבה לראם,
ליום הולדתו




Unua eldono (1.0; 2016·11·13)

מהדורה ראשונה (2016·11·13; 1.0)

La libro eldonitas per «Puŝiŝit» eldonejo

ספר זה יוצא בהוצאת פוּשִׁישִׁית



xpr.digitalwords.net

La fontoj de la kovrilaj bildoj:

המקורות לתמונות שעל הכריכה:

• Antaŭa: *Rainbolodica* de princesschuchi

מאת Rainbolodica הקדמית: princesschuchi

• Malantaŭa: *Rainbow Melodica doodle* de princesschuchi

מאת Rainbo Melodica doodle אחורית: princesschuchi

הקדמה

הספר הזה נולד מהאח התאום שלו, „אוקלינה“, ספר ללימוד נגינה בכלי-נשיפה קטן בשם „אוקרינה“. האופי של צורת הכתיבה באוקלינה הוא בדיוק כמו כאן: ריבועים שמסמנים צלילים (שם, בתוך הריבוע מופיע ציור סכימטי של אוקרינה וסימון של החורים אותם צריך לסתום) וריבועים שמסמנים המשכה של צליל קודם או הפסקה שלו, ולכל אחד מהם משך זהה. מתישהו, אחרי שהספר יצא במהדורה הראשונה שלו, הבנתי שאפשר לנצל את העובדה שהוא מופק באופן ממוחשב, ולשנות את הפקודות שמפיקות ציורים לפקודות שמפיקות צבעים, וכך להפיק באופן אוטומטי ספר לנגינה בכלי-מקלדת עם אותן המנגינות, אם מסמנים את הקלידים השונים במדבקות צבעוניות. מהרעיון לביצוע המרחק היה בעיקר טכני, ולא ארוך, והרי התוצאה לפניכם: **מְלוֹדִיקָל**. העובדה שהספר הזה מוגבל למנעד של אוקטבה + טרצה גדולה (מדו עד מי באוקטבה מעליו) נובעת ממגבלת המנעד של אוקרינה בת שישה חורים.

את המנגינות בחרתי לפי **קריטריון** אישי ופשוט: מנגינות שאני ו/או הילדים שלי אוהבים. החלוקה ל**קטגוריות** השונות כללית מאוד, ונועדה רק להוות עזר להתמצאות ולא סיווג שיטתי.

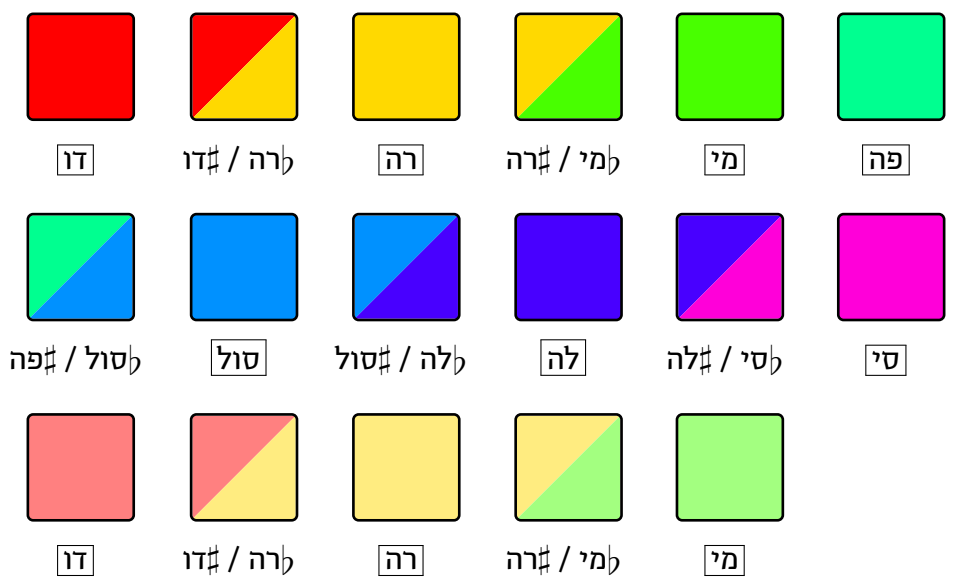
מה זה טבלטורה ואיך קוראים אותה?

אנחנו רגילים לכתיבה של מוזיקה על-גבי חֶמֶשָה, כאשר גובה הצליל מסומן על-ידי גובה התו על-גבי החמשה ואורכו מסומן על-ידי צורת התו. הצורת הכתיבה הזאת מתאימה לכלים רבים (כלומר, היא לא ספציפית לכלי מסויים) ויש לה יתרונות תיאורטיים ופרקטיים. ב**טבלטורה**, לעומת זאת, מה שמסומן הוא לא הגובה של הצליל, אלא אופן ההפקה שלו על כלי מסויים, מה שהופך אותה לנגישה יותר ללומדים צעירים, בגלל שנחסך מהם הצורך לתווך בין סימון מופשט לביצוע קונקרטי בכלי שבו הם מנגנים.

המנגינות שבחוברת הזאת כתובות באופן שמתאים ל**כלי-מקלדת וקסילופון**, כשעל הקלידים מודבקות מדבקות עזר צבעוניות¹. לכל צליל משוייך צבע; אין פשוט מזה.

הנה סולם כרומטי². מדביקים את המדבקות מהדף המצורף בסוף על הקלידים הלבנים, החל מדו (אם אתם לא יודעים איפה נמצא דו, חפשו „דו“ בוויקיפדיה), בסדר משמאל לימין; הקלידים השחורים מסומנים בספר בעזרת ריבוע חצוי ששני צדדיו מסמנים את הקלידים הלבנים הסמוכים לו.

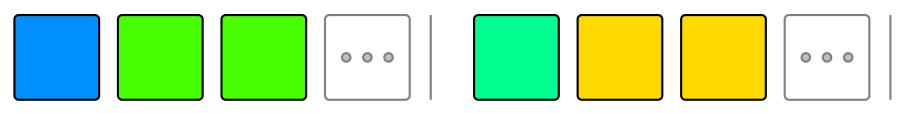
¹או מדבקות ממוספרות; ר' הדף עבור „מלודיקל“ באתר ההוצאה: <http://xpr.digitalwords.net>
²הידעת? „כרומטי“ מגיע מ-*χρῶμα* „צבע“ ביוונית.



די מזהים איזה מגוון של מנגינות אפשר לנגן בעזרת 17 הצלילים האלה.

קצב. לכל ריבוע משך קבוע. תופס יחידה קצבית אחת שממשיכה את הקודמת, כך של- [red square] [red square] [grey square with dots] משך כפול מל- [red square]; הסימן [white square] הוא הפסקה. אם מופיעים שני סימנים קטנים במקום שמיועד ליחידה קצבית אחת, כל אחד מהם תופס חצי ממשך היחידה³. היתרון שבשיטה הזאת של המשבצות הוא כפול: פישוט של הקריאה עבור נגנים צעירים או מי שאין להם נסיון בקריאת תווים (אין תיווך של סימנים מופשטים), והנגשה של המבנה הקצבי של המנגינה באופן חזותי (אפשר בקלות לראות תבניות ריתמיות חוזרות, בדומה לאופן שבו הצבעים המסודרים לפי צבעי הקשת מקלים על זיהוי תבניות מלודיות). החסרון הוא שקשה לסמן הבדלים גדולים במשכי הצלילים (מה שמצריך שימוש בסימני [grey square with dots] רבים) ולסמן טרילולות.

חזרות מסומנות ב- | : ו- | (מקבילות לִּי וְלִי בתיווי המקובל). כשיש הבדל בין החזרה הראשונה והשניה משמש סימון ׀ ממוספר מעל התיבות השונות. רוצים לוודא שהבנתם? הנה ההתחלה של „יונתן הקטן”. תנסו לראות אם זה אכן מה שיוצא לכם כשאתם מנגנים:



³ביצירה אחת בספר, בשיר „אמרילי יפתי”, יש גם חלוקה לארבע.



מידע נוסף ויצירת קשר



הכתובת של האתר של הוצאת פושישית היא

<http://xpr.digitalwords.net>

בצד שמאל, קוד QR לקריאה מטלפונים חכמים. בדף של **מלודיקל** באתר תוכלו למצוא:

- מידע נוסף ורקע, כולל קישורים לקריאה נוספת ולביצועים מוקלטים. אם יש לכם משהו להוסיף, כתבו אלי.
 - קובץ PDF: לקריאה מהמחשב או להדפסה.
 - קבצי שמע שבעזרתם תוכלו לשמוע את כל המנגינות כפי שהן מופיעות בספר. אמנם מדובר בביצוע לא אנושי אלא מסונתז (MIDI) אבל הוא נותן מושג כללי. הקבצים מבוססים על התווים שב„אוקליקלות“, ולכן יתכנו הבדלים קלים ביניהם לבין התווים שבספר הזה.
 - קבצי המקור ומידע טכני על הכלים החופשיים ששימשו ליצירת הספר.
- באתר של פושישית תמצאו גם **חוברות וספרים נוספים**, בנושאים שונים. מלבד הספר „אוקליקלות“, שהוזכר קודם, זמין להורדה גם ספר בשם „אוקלינה“, עבור אוקרינה. הספר בנוי בדיוק לפי אותה השיטה של הריבועים כמו „מלודיקל“, אלא שבמקום ריבועים צבעוניים מופיעים ציורים סכימטיים של אוקרינות.
- כל מה שעשיתי אני בחוברת הזאת **משוחרר לחופשי** תחת רשיון CC BY: אתם יכולים להעתיק, לשנות, להפיץ ולהשתמש בה כרצונכם, רק בבקשה תנו קרדיט.
- בכל עניין, אל תהססו **לפנות אלי** בדואל (muzikoloroj@digitalwords.net) או בטלפון (02-6419913). בפרט, אשמח לשמוע כל מה יש לכם להגיד על הספר, ולקבל הצעות, שיפורים ותיקונים. מצאתם טעות? יש לכם מה להוסיף? פשוט נהנתם מהספר? ספרו... רוצים להקליט את עצמכם מנגנים ולשלוח אלי? אהיה מאושר עד הכוכבים! ☺

יודה רונן
ירושלים 2016

Antaŭparolo

Tiu ĉi libro naskiĝis el ĝia ĝemelo, «Okarineto», libro por lernigi ludi per etan blovinstrumenton nomata «Okarino». La formo de notskribado en «Okarineto» estas sama, kiel la ĉi tia: kvadratoj signifantaj sonojn (tie, en la kvadratoj aperas ŝĥemoj de okarino kun signoj pri la fermendaj truoj) kaj kvadratoj signifantaj daŭrigon aŭ maldaŭrigon de la antaŭa sono, kaj ĉiu kvadrato havas sama daŭro. Post kiam la libro eldoniĝis uneldone mi ekkonsciis, ke mi povas utiligi la fakto, ke la libro produktiĝas per komputilo, kaj modifi la komandoj produktantaj ŝĥemoj al komandoj produktantaj koloroj. Tiel, oni povas krei aŭtomate libron por lernigi ludi per klavarinstrumentoj se oni markas la klavojn per multkoloraj glumarkoj. El la ideo al la realigo la distanco estis principe teĥnika, kaj ne longa; jen la rezulto: **Muzikoloroj**. La fakto, ke la muzikaĵoj en la libro havas limon de unu oktavo plus maĵora trito (el *do* al *mi* en la sekva oktavo), devenas de la registra limo de ses-trua okarino.

La **kriterio** por elekti la muzikaĵoj estas simpla kaj subjektiva: muzikaĵoj, kiujn mi kaŭ mia idoj ŝatas.

La dispartigado al diversaj **kategorioj** estas tre ĝenerala, kaj estas intencita esti helpe al direktado, ne kiel sistema klasifikado.

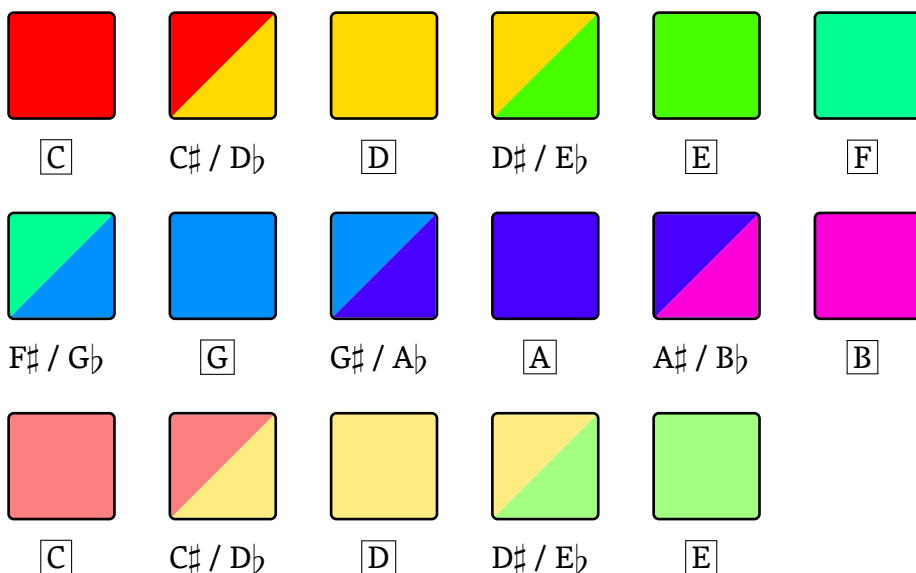
Kio estas tabulatur, kaj kiel oni legas ĝin?

Ni konas skribado de muziko per la kutima moderna okcidentuma notskribo, signifante la tonalto per grafika alto kaj la tondaŭro per la formo de notoj. Tiu muzika notacio konvenas multajn instrumentojn (tiu estas malspecifa), kaj havas multajn teoriajn kaj realajn utilojn. En **tabulatur**, tamen, tio, kiu estast signifita, ne estas la tonalto, sed la maniero de sia farado per specifa instrumento. Tio faras la tabulaturon pli alirebla por junaj lernantoj.

La muzikaĵoj en tiu ĉi libro estas skribitaj je meniero, kiu konvenas **klavarinstrumentoj kaj ksilofono**, se oni markas la klavojn per multkoloraj glumarkoj⁴. Ĉiu sono havas koloron; tre simpla.





⁴Aŭ ciferhavaj glumarkoj; vidu la paĝon por «Muzikoloroj» en la retejo de la eldonejo: <http://xpr.digitalwords.net>

Jen **ĥromata gamo**⁵. Gluu la glumarkojn, de la suplementa paĝo, sur la blankaj klavoj, el *do* (C) dekstren (ĉu vi ne scias kie *do* (C) estas, legu la artikolon «Klavaro (muziko)» ĉe Vikipedio); la nigraj klavoj estas markitaj en la libro per duonigita kvadrato, kaj ĝia du flankoj signifas la du blankaj klavoj apud ĝi.






La vario de melodioj, kiun oni povas ludi kun tiuj 17 sonoj, estas miriga.

Ritmo. Ĉiuj kvadratoj havas la saman daŭron.  enspacas unu ritman daŭron,

  daŭras do duoblan daŭron kontraste al ;  signifas paŭzon.

Se aperas du etaj kvadratoj en la loko de unu ritma daŭro, ĉiu daŭras duonan daŭron⁶. La utilo de tiu metodo estas duobla: kaj simpligo por junaj muzikistoj aŭ tiuj, kiuj ne havas sperto en legado de muziknotoj (tio estas pli konkreta, malpli abstrakta), kaj vida alirebligado de la ritma strukturo (oni povas 'vidi' la ripetigantajn ŝablonojn facile). La malutilo estas malfacileco signifante grandajn malsamecojn je

daŭro (oni devas uzi multajn ) kaj triolojn.

Ripetoj estas signifitaj per  kaj  (kp. **kaj** en la kutima notskribo). Kiam la du ripetojn estas malsamaj, la malsameco estas signifita per numerita Γ .

⁵Ĉu vi scias, ke «ĥromata» devenas de la greka vorto χρωμα «koloro»?

⁶Ĉe unu muzikaĵo en la libro, la kanto «Amarilio mia bela», estas kvaronigo.

Ĉu vi volas certi, ke vi komprenas korekte? Jen la komenco de la kanto «**Feliĉan naskiĝtagon**» (Happy Birthday to You). Provu kaj vidu, ĉu ĝi sonas bone?



Pli da informo kaj kontaktinformo

La **retejo** de Puŝiŝit eldonejo estas

<http://xpr.digitalwords.net/>



Estas QR-kodo dekstre, por saĝtelefonoj. Ĉe la paĝo de Muzikoloroj en la retejo estas:

- Pli da informo, inkluzive ligiloj por ekstera legado kaj sonregistraĵoj.
- PDF-dosiero: por legi per komputilo kaj por presi.
- Son-dosieroj, per kiuj vi povus aŭdi ĉiujn muzikaĵojn de la libro. Vere, la ludado ne estas homa, sed aŭtomata-komputila (MIDI); tamen, ĝi povas helpi. La dosieroj estas produktitaj baziĝante sur la notoj de la libro «Ekukulele» (vidu en la retejo de Puŝiŝit), sekve eblas, ke estas malsamaĵetoj.
- Fontkodo kaj teĥnika informo pri la liberaj, malfermkodaj iloj, kiujn mi uzis kreinte la libron.

En la retejo vi ankaŭ povas trovi **aliajn librtojn kaj librojn**, de diversaj temoj, inkluzive du aliaj, kiuj havas muzikaĵoj:

- Ekukulele: muzikaĵoj por ukulelo.
- Okarineto: facilaj muzikaĵoj por okarino.

Ĉion en ĉi tiu libro, kiun mi mem verkis, mi **liberigas** kiel CC BY: bonvolu kopii, aliigi, disdoni kaj uzi ĝin laŭvole, sed adekvate atribuu.

Pri ĉiu afero, ne hezitu **kontakti** min per retpoŝto (muzikoloroj@digitalwords.net) aŭ per telefono (+972-2-6419913). Specife, mi ĝojus aŭdi tion, kiu vi volas diri al mi
























pri la libro, kaj mi ĝojus ricevi proponojn, plibonigojn, kaj ĝustigojn. Ĉu vi volas sonregistri vin ludante kaj sendi la sonregistraĵon al mi? Mi ĝojegos! 😊




















Júda Ronén

Jerusalemo 2016

Hebrealingvaj kantoj










שירים עבריים













Aviadilo / Fanja Ŝlonski-Vegman	 1	אוריון / פניה שלונסקי-וגמן
Alfabeto / Naomi Ŝemer	א 2	אל"ף-בי"ת / נעמי שמר
Mia kara patrino / Naĥum Nardi	♥ 5	אמא יקרה לי / נחום נרדי
Patrino, ho patrino / Ŝajke Fajkov	 6	אמא, הו אמא / שייקה פייקוב
Mi staras en la cirklo / <i>popola</i>	○ 9	אני עומדת במעגל / עממי
Du anasoj / Sara Levi-Tanaj	 10	ברוזיים / שרה לוי-תנאי
Heliko heliko / <i>popola</i>	 11	בר'ה בר'ה / עממי
Mia ĝardeno / David Maaravi	 12	גינה לי / דוד מערבי
Boato moviĝas / Lev Ŝvarc	 13	דוגית נוסעת / לב שוורץ
Onklino Tova havis ĉapelon / Datja Ben-Dor	 14	דודה טובה, היה לה כובע / דתיה בן-דור
Hop hop tralala / <i>popola</i>	 15	הופ הופ טרללה / עממי
La vojaĝeto / Naomi Ŝemer	 16	הטיול הקטן / נעמי שמר
Hodiaŭ estas naskiĝtago / Varda Gilboa	 17	היום יום-הולדת / ורדה גלבוש
La unua pluvo / Joel Engel	 18	היורה / יואל אנגל
La magiaj noktoj / Ilan Vircberg	 19	הלילות הקסומים / אילן וירצברג
Jen la trajno venas / <i>popola</i>	 20	הנה באה הרכבת / עממי
La floro kaj la papilio / Naĥum Nardi	 21	הפרפר והפרח / נחום נרדי
La ciklameno / <i>popola</i>	 23	הרקפת / עממי
La migdalarbo floras / Menaŝe Ravina	 24	השקדיה פורחת / מנשה רבינא
Naskiĝtago (taĥ taĥ taĥ) / <i>popola</i>	 25	יום-הולדת (תך תך תך) / עממי
La lunidoj / Ŝlomo Jidov	 26	ילדי הירח / שלמה יידוב
Post noktomezo / Nurit Hirŝ	 29	כבר אחרי הצות / נורית הירש
Tiamaniere naskiĝis la koloro / Datja Ben-Dor	 30	כך נולד הצבע / דתיה בן-דור
Estus / Naomi Ŝemer	 31	לו יהי / נעמי שמר
Nokto, nokto / Mordeĥaj Zeira	 32	לילה לילה / מרדכי זעירא
Mia ĉapelo / <i>popola</i>	△ 33	לכובע שלי / עממי
Kial la zebro surhavas piĝamon? / Dubi Zelcer	 34	למה לובשת הזברה פיז'מה? / דובי זלצר

Barieroj / popola	 36	לשדה יצוא יצאתי / עממי
Malantaŭ la monto / popola	 37	מאחורי ההר / עממי
Kio okazis pri la akvo? / Nurit Hirš	 38	מה עם המים? / נורית הירש
La ĝoja ĥoro / Nurit Hirš	 39	מקהלה עליזה / נורית הירש
Baskulo / Daniel Samburski	 40	נדנדה / דניאל סמבורסקי
Ekdormu, mia filo / Joel Engel	 41	נומי נומי / יואל אנגל
La turbo turbas / popola	 43	סובב הסביבון / עממי
Ronde, ronde / popola	 45	עוגה עוגה / עממי
Vespero de rozoj / Josef Hadar	 46	ערב של שושנים / יוסף הדר
Dec fingroj / David Zehavi	 47	עשר אצבעות / דוד זהבי
Kanto al la hiacinto / Rivka Gvili	 48	פזמון ליקינתון / רבקה גְוילי
Mi senŝeligis oranĝon / Joni Reĥter	 49	קלפתי תפוז / יוני רכטר
Birdonesto / Jichak Edel	 51	קן לציפור / יצחק אדל
Kanto al la pluvo / Joel Valbe	 52	שיר הגשם / יואל ולבה
La kanto de la maskoj / Naĥum Nardi	 53	שיר המסיכות / נחום נרדי
Kanto por la paco / Jair Rozenblum	 54	שיר לשלום / יאיר רוזנבלום
Lulkanto / Saša Argov	 56	שיר ערש / סשה ארגוב
Dudek monatoj / Naomi Ŝemer	 57	שנים עשר ירחים / נעמי שמר
Du inoj / Naĥum Nardi	 58	שתי בנות / נחום נרדי

Nehebrealingva popola muziko

מוזיקה עממית לא עברית

Ugobugo / popola	 59	אוגי בוגי / עממי
An Dro / nekonata	 60	אן דרו / לא ידועה
Arirang / popola	 61	ארירנג / עממי
Egiptino / popola / Patrinos / Roubanis	 62	בת־מצרים / עממי / פטרינוס / רובניס
Eling Eling / popola	 64	גמלן: אלינג אלינג / עממי
Ladrang Pangkur Slendro Sanga / popola	 65	גמלן: פנקור / עממי
La valso de Maya / popola	 66	הוולס של מיה / עממי
La korvoj kaj la cigno / popola	 67	העורבים והברבור / עממי
La ekfloranta rozo / popola	 69	השושן הפורח / עממי

En la orienta foiro / Angelo Branduardi /  70	חד עכברא / אנג'לו ברנדוארדי / עממי
<i>popola</i>	
Feliĉan naskiĝtagon / <i>nekonata</i>  71	יום הולדת שמח / לא ידוע/ה / עממי
Hanseto la malgranda / <i>popola</i>  72	יונתן הקטן / עממי
La foiro de Skarboro / <i>popola</i>  73	יריד סקרבורו / עממי
Tra la nokto / <i>popola</i>  74	לאורך הליל / עממי
La lerta blato / <i>popola</i>  75	לה קוקרצ'ה / עממי
Lammā badā yataĵanna / <i>popola</i> * 76	למא בדא יתת'נה / עממי
Frumatene / <i>popola</i>  77	מוקדם בבוקר / עממי
Sakura Sakura / <i>popola</i>  78	סקורה סקורה / עממי
La sono de la aero / Bieito Romero  79	צליל האוויר / בייטו רומרו
Korobjejniki / <i>popola</i>  81	קורובייניקי / עממי
Kalinka / Ivan Larinov * 82	קליניקה / איבן לרינוב
Ha! ĉu mi diros al vi, panjo? / <i>popola</i>  83	שאגיד לך, אמא? / עממי
Nigranjo / <i>popola</i> ● 84	שחרחרות / עממי
La kanto de la haŭlistoj de la Volga / <i>popola</i>  86	שיר סבלי הוולגה / עממי
<i>popola</i>	

Antikva muziko

Amarilio mia bela / Giulio Caccini  87
La blanka floro / <i>sennoma</i>  89
Wilson's Wilde / <i>sennoma</i>  90
La pavano de la larmoj / John Dowland  91
La noktomezo de S-ro Dowland / John Dowland  94
Tordiono / <i>sennoma</i>  95
La Folia / <i>sennoma</i>  96
La hispaneto / <i>sennoma</i> ñ 99
Saltarello II / <i>popola</i>  100
Schiarazula marazula / <i>popola</i>  104
Kantigo 1 / <i>popola</i> / Alfonso la 10-a  105
Kantigo 100 / <i>popola</i> / Alfonso la 10-a  107

מוזיקה מוקדמת

אמרילי יפתי / ג'וליו קצ'יני
הפרח הלבן / אלמוני/ת
וילסון'ז ויילד / אלמוני/ת
זלגו דמעותי / ג'ון דוולנד
חצות-הלילה של מר דוולנד / ג'ון דוולנד
טורדיון / אלמוני/ת
לה פוליה / אלמוני/ת
לו ספניולטו / אלמוני/ת
סלטרלו II / עממי
סקיארזולה מרזולה / עממי
קנטיגה 1 / עממי / אלפונזו העשירי
קנטיגה 100 / עממי / אלפונזו העשירי

Kantigo 119 / <i>popola</i> / Alfonso la 10-a	🎵 108	קנטיגה 119 / עממי / אלפונזו העשירי
Kantigo 353 / <i>popola</i> / Alfonso la 10-a	🎵 109	קנטיגה 353 / עממי / אלפונזו העשירי
Rodrigo Martinez / <i>sennoma</i>	🐄 110	רודריגו מרטינז / אלמוני/ת
Verdaj manikoj / <i>popola</i>	👕 111	שרוולים ירוקים / עממי

Muziko de filmoj

Trans ĉielarko / Harold Arlen	🎵 112
Do-Re-Mi / Richard Rodgers	🎵 113
La magia pordo / Nurit Hirš	👁️ 114
La domo de Fistuk / Nurit Hirš	🏠 115
Iam estis... la vivo / Michel Legrand	👤 117
Mia najbaro Totoro / Ĝo Hisaiŝi	👤 119
Mia najbaro Totoro: Sanpo / Ĝo Hisaiŝi	👤 121
Havituŝ estas jam unu jara / Dafna Ejlat	👤 122
Frosta: Ĉu vi volas konstrui neĝomon? / Kristen Anderson-Lopez kaj Robert Lopez	👤 123
Melodioj de Muminvalo / Sumio Ŝiratori	👤 124
Ponjo sur la klifo / Ĝo Hisaiŝi	👤 129
Argrabla papilio / Nurit Hirš	🦋 132
Rega kun Dodli: Cipi la birdo / Roman Kunsman	🐦 134
Sub via sorĉo / Joss Whedon	⊕ 135

מוזיקה מסרטים

אי-שם מעבר לקשת / הרולד ארלן
דורה-מי / ריצ'רד רוג'רז
דלת הקסמים / נורית הירש
הבית של פיסטוק / נורית הירש
היה היה... החיים / מישל לגרה
השכן שלי טוטורו / ג'ו היסאישי
השכן שלי טוטורו: סמפו / ג'ו היסאישי
חביתוש כבר בן שנה / דפנה אילת
לשבור את הקרח: את רוצה לבנות איש שלג? / קריסטן אנדרסון-לופז ורוברט לופז
מנגינות מעמק המומינים / סומיאו שירטורי
פוניו על הצוק / ג'ו היסאישי
פרפר נחמד / נורית הירש
רגע עם דודלי: ציפי הציפור / רומן קונסמן
תחת כישופך / ג'וס ווידון

Kantoj de muzikalbumoj por infanoj

Percize, percize kiel mi estas, estas bone / Ŝaj Or	= 138
La dekseca ŝafo: Bonan nokton / Joni Reĥter	👤 140

שירים מאלבומים לילדים

בדיוק בדיוק כמו שאני ככה זה טוב / שי אור
הכבש הששה-עשר: לילה טוב / יוני רכטר

Semoj de maĉgumo: Ĉio fariĝis pro 🍄 141
Ruti / Naĥum Naĥĉe Hejman
Semoj de maĉgumo: Semoj de maĉg- 🍄 142
umo / Naĥum Naĥĉe Hejman
Naturido: Migdalarbo / Oved Efrat 川 143
Naturido: ses nanjoj / Ĥava Alberŝtejn 🌐 145
Grandiĝi kun vi: Trankvilan nokton / 🌙 146
Jael Telem
Nubo sur paliso: Histriko / Didi Ŝaĥar 🗨️ 147
Nubo sur paliso: Histriko kun teko / 📁 149
Didi Ŝaĥar
Mirindaĵo: Aliformiĝoj / Alma Zohar 🌸 150

זרעים של מסטיק: הכל קרה בגלל רותי / נחום נחצ'ה היימן
זרעים של מסטיק: זרעים של מסטיק / נחום נחצ'ה היימן
ילדת טבע: שקדיה / עובד אפרת
ילדת טבע: שש גמדות / חוה אלברשטיין
לגדול איתך ביחד: ליל מנוחה / יעל תלם
ענן על מקל: קיפודה / דידי שחר
ענן על מקל: קיפודה עם מזודה / דידי שחר
פלא: גלגולים / עלמה זהר

Diversaĵoj

שונות

En aliaj vortoj / Bart Howard 🌙 151
Ĉi-nokte vi estas mia / Lee David 🖼️ 152
La luno sur la ruina kastelo / Rentarō 月 154
Taki
Birdeta danco / Werner Thomas 🐦 155

במילים אחרות / ברט הווארד
הלילה את/ה שלי / לי דייויד
ירח מעל לטירה החרבה / רנטרו טקי
ריקוד הציפורים / ורנר תומס

Klasika muziko

מוזיקה קלאסית

Odo al ĝojo (simpligita) / Ludwig van 🤩 157
Beethoven
Bourrée (a-minoro) / Johann Krieger 🎻 158
Menueto (a-minoro) / Johann Krieger μ 159

אודָה לשמחה (מפושט) / לודוויג ון בטהובן
בורה בלה מינור / יוהן קריגר
מנואט בלה מינור / יוהן קריגר

Muziko de komputilaj ludoj

מוזיקה ממשחקי־מחשב

La fabulo de Robin Hood / Aubrey 🏹 160
Hodges

אגדת רוֹבין הוד / אוברי הוג'ז

La kanto de Totaka / Kazumi Totaka

🎵 162

השיר של טוטקה / קזומי
טוטקה

Indekso

אינדקס

Lulkantoj

שירי ערש

Boato moviĝas / Lev Ŝvarc	🚢 13
La deksesa ŝafo: Bonan nokton / Joni Reĥter	🐑 140
Tra la nokto / <i>popola</i>	🏠 74
Grandiĝi kun vi: Trankvilan nokton / Jael Telem	👂 146
Nokto, nokto / Mordeĥaj Zeira	👂 32
Barieroj / <i>popola</i>	🐎 36
Ekdormu, mia filo / Joel Engel	👂 41
Kanto al la hiacinto / Rivka Gvili	🌙 48
Lulkanto / Saŝa Argov	👂 56


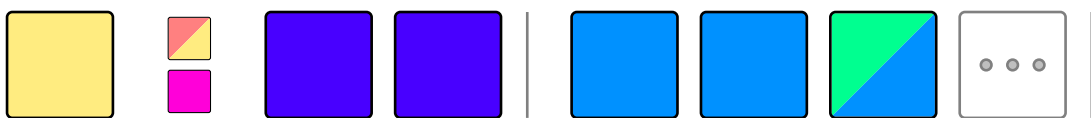
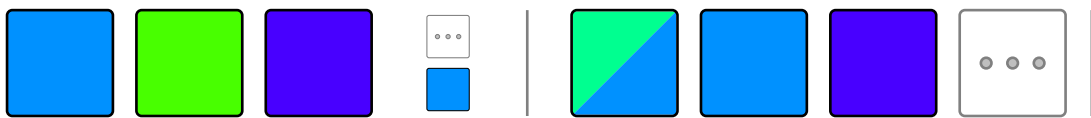
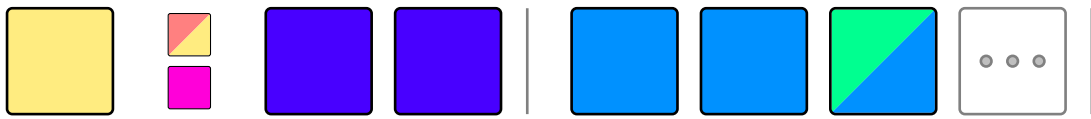
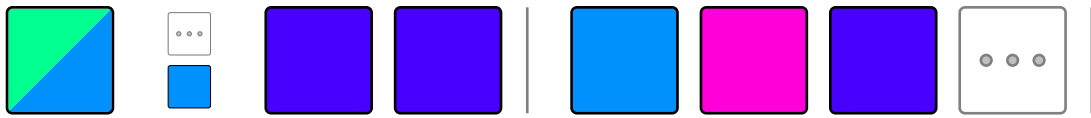

דוגית נוסעת / לב שוורץ
הכבש הששה־עשר: לילה טוב / יוני רכטר
לאורך הליל / עממי
לגדול איתך ביחד: ליל מנוחה / יעל תלם
לילה לילה / מרדכי זעירא
לשדה יצוא יצאתי / עממי
נומי נומי / יואל אנגל
פזמון ליקינתון / רבקה גוילי
שיר ערש / סשה ארגוב

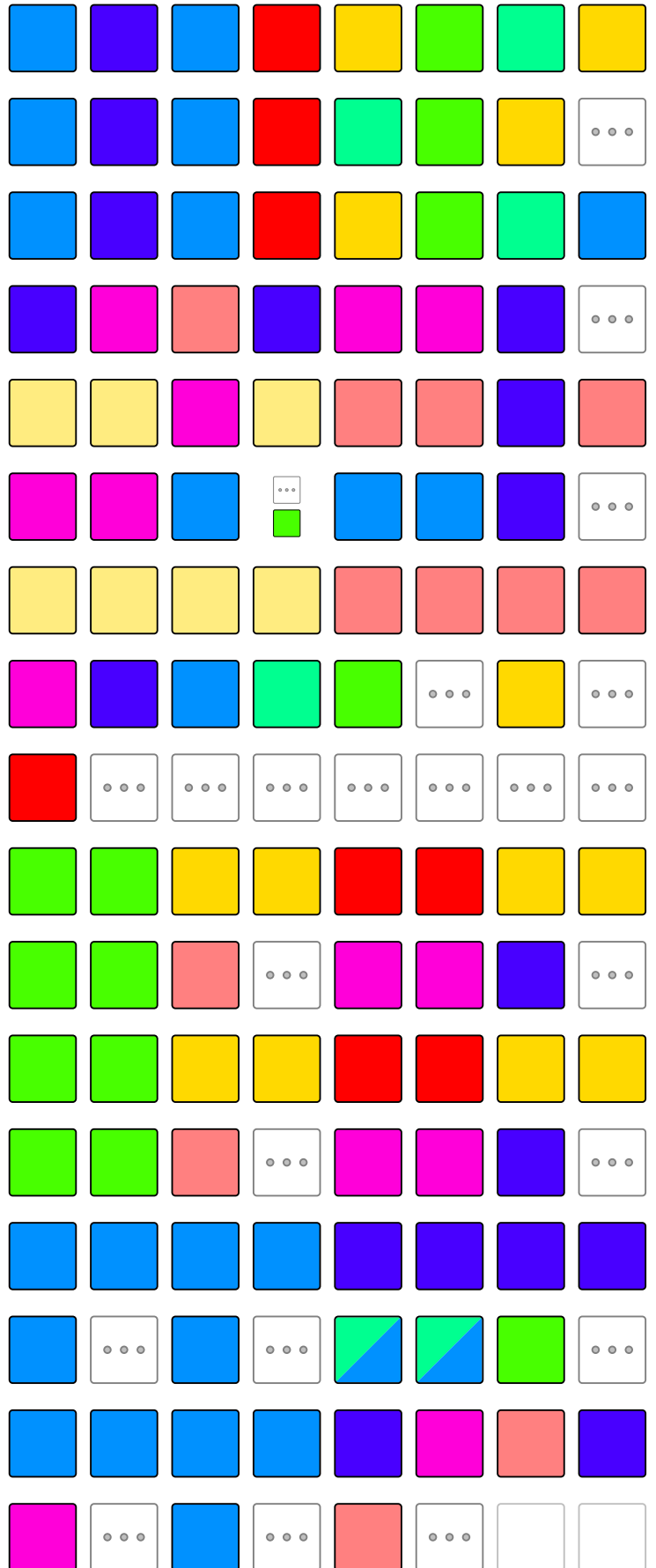
Kantoj por naskiĝtagoj


שירי יום־הולדת


Hop hop tralala / <i>popola</i>	🎵 15
Hodiaŭ estas naskiĝtago / Varda Gilboa	🌸 17
Ĥavituŝ estas jam unu jara / Dafna Ejlat	👶 122
Feliĉan naskiĝtagon / <i>nekonata</i>	👶 71
Naskiĝtago (taĥ taĥ taĥ) / <i>popola</i>	👶 25

הופ הופ טרללה / עממי
היום יום־הולדת / ורדה גלבוע
חביתוש כבר בן שנה / דפנה אילת
יום הולדת שמח / לא ידוע/ה
יום־הולדת (תך תך תך) / עממי






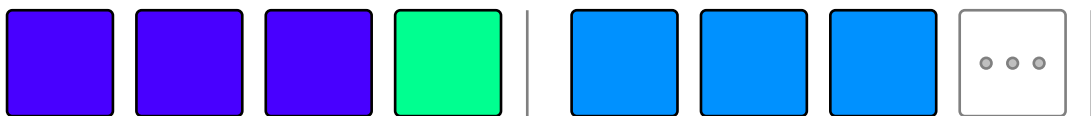
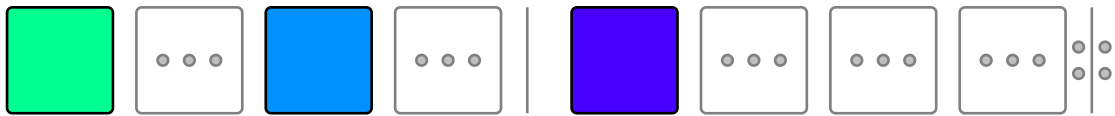






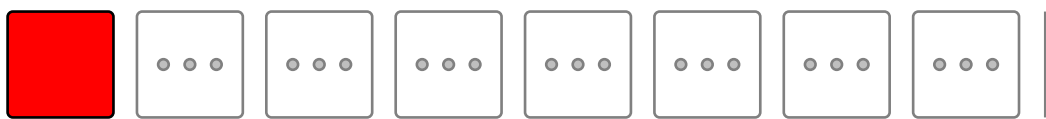








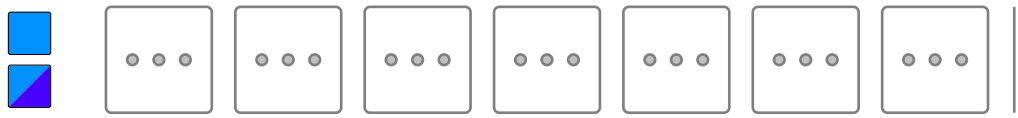



Mia kara patrino
Nahum Nardi

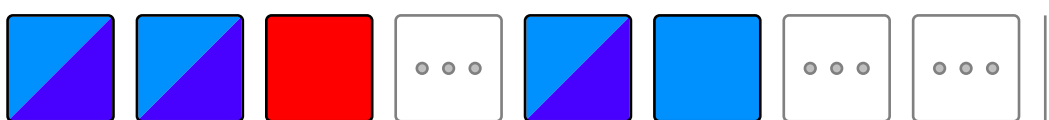


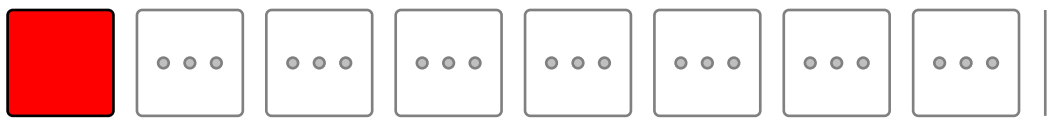





אמא יקרה לי
נחום נרדי















The task consists of 9 rows, each containing 4 items. The items are arranged in two columns of two. The items are as follows:







- Row 1: A red square, followed by a vertical line, and another red square.
- Row 2: Four cyan squares, followed by a vertical line, and a sequence of four squares: light green, cyan, blue, and cyan.
- Row 3: Three light green squares, a yellow square, a vertical line, a red square, a box with three dots, another box with three dots, and a red square.
- Row 4: Four blue squares, a vertical line, a blue square, a purple square, a square with a diagonal split (magenta top-left and cyan bottom-right), and a blue square.
- Row 5: Three light red squares, a purple square, a vertical line, a cyan square, a box with three dots, another box with three dots, and a red square.
- Row 6: A cyan square, a box with three dots, a purple square, a cyan square, a vertical line, a yellow square, a box with three dots, a red square, and a red square.
- Row 7: A blue square, a box with three dots, a purple square, a blue square, a vertical line, a cyan square, a purple square, a light red square, and a red square.
- Row 8: A cyan square, a box with three dots, a purple square, a cyan square, a vertical line, a yellow square, a box with three dots, a red square, and a red square.
- Row 9: A blue square, a box with three dots, a purple square, a blue square, a vertical line, a cyan square, a box with three dots, another box with three dots, a third box with three dots, and a wavy vertical line.


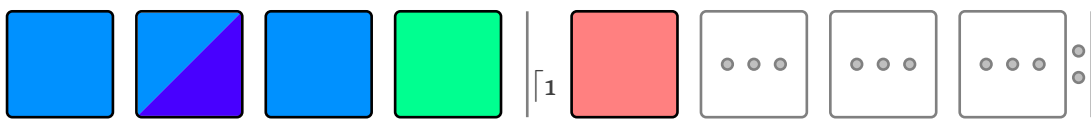
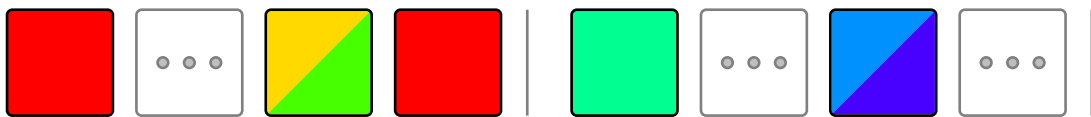
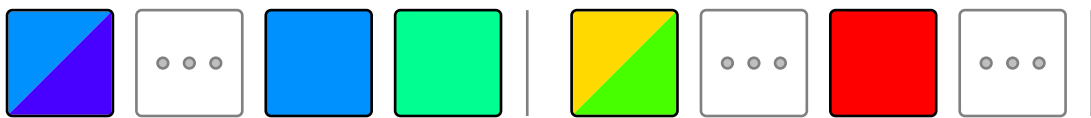
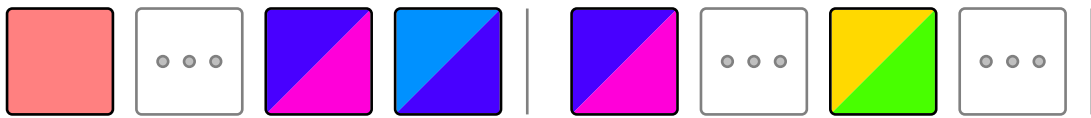
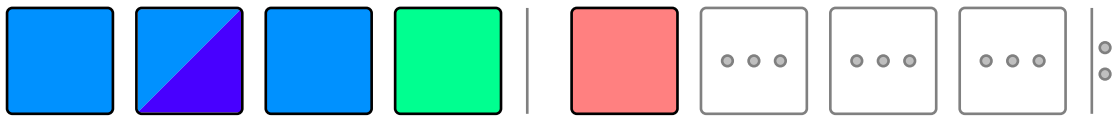
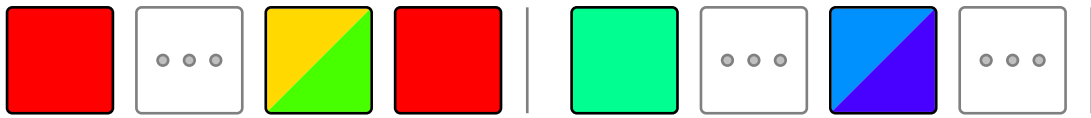
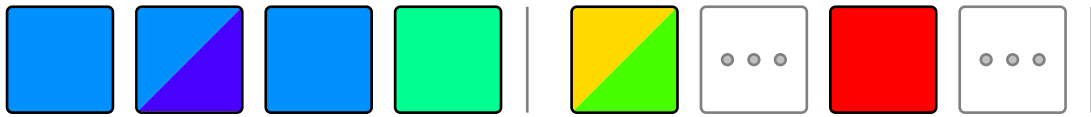
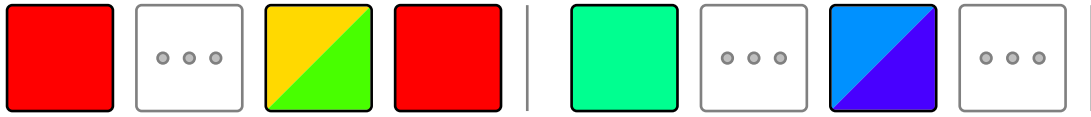


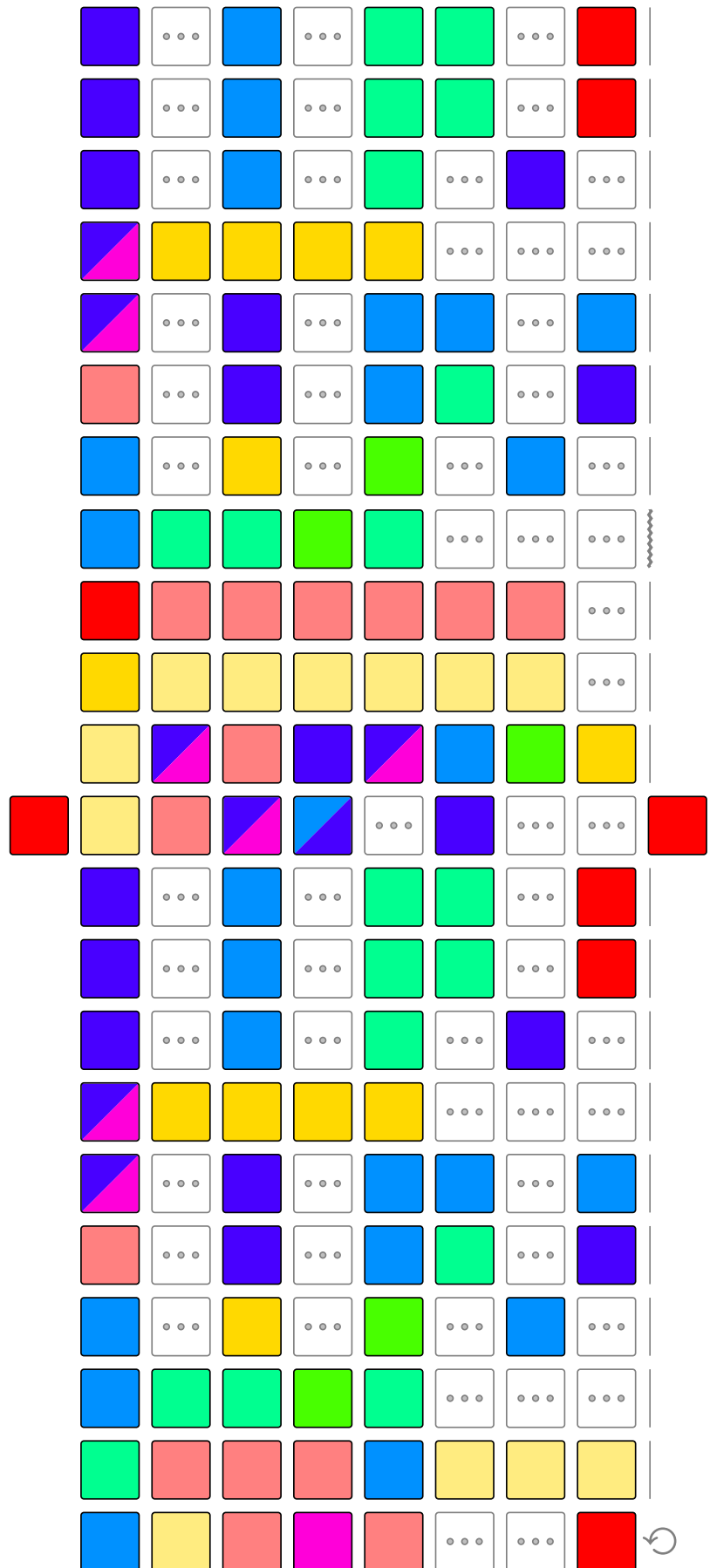
The image displays a series of visual discrimination tasks. Each row consists of two groups of four items. The items are as follows:

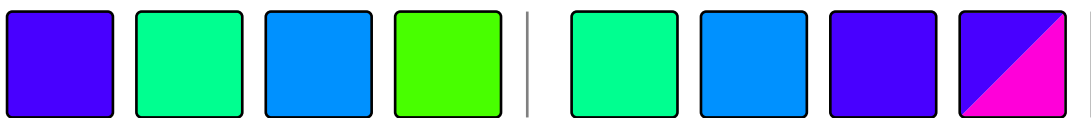
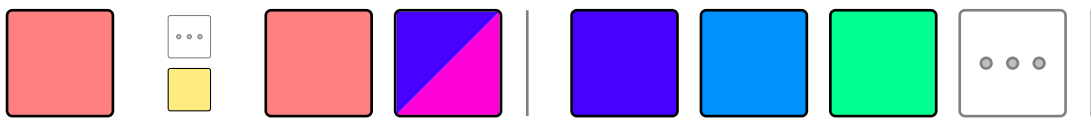
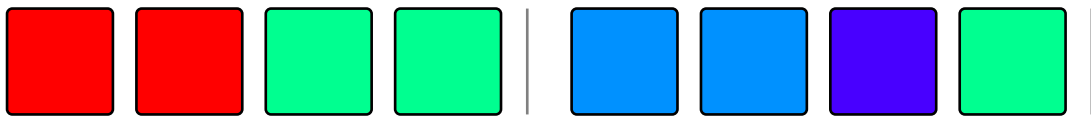
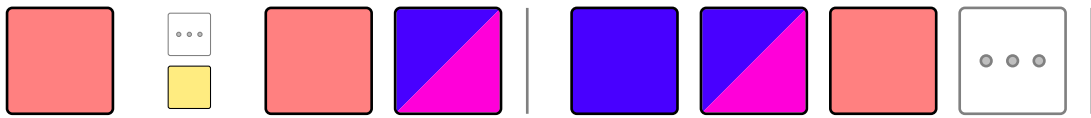
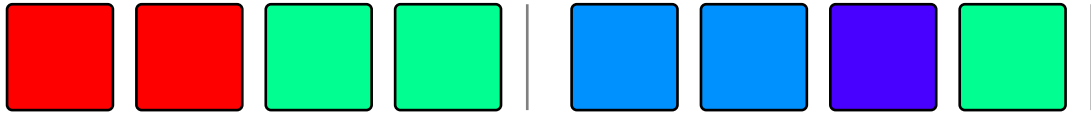
- Row 1: Group 1 (purple, purple, blue, green); Group 2 (yellow, green, white with 3 dots, yellow). A vertical line with two dots is to the right of the second group.
- Row 2: Group 1 (green, green, light green, light green); Group 2 (yellow, white with 3 dots, yellow, green). A vertical line with two dots is to the right of the second group.
- Row 3: Group 1 (blue, white with 3 dots, white with 3 dots, purple); Group 2 (yellow, white with 3 dots, white with 3 dots, green).
- Row 4: Group 1 (purple, white with 3 dots, white with 3 dots, diagonal split pink/blue); Group 2 (blue, white with 3 dots, white with 3 dots, green).
- Row 5: Group 1 (blue, white with 3 dots, white with 3 dots, purple); Group 2 (yellow, white with 3 dots, white with 3 dots, green).
- Row 6: Group 1 (purple, white with 3 dots, white with 3 dots, diagonal split pink/blue); Group 2 (blue, white with 3 dots, white with 3 dots, yellow).
- Row 7: Group 1 (green, green, light green, light green); Group 2 (yellow, white with 3 dots, yellow, yellow).
- Row 8: Group 1 (green, green, light green, light green); Group 2 (yellow, white with 3 dots, yellow, white with 3 dots). A zigzag line is to the right of the second group.

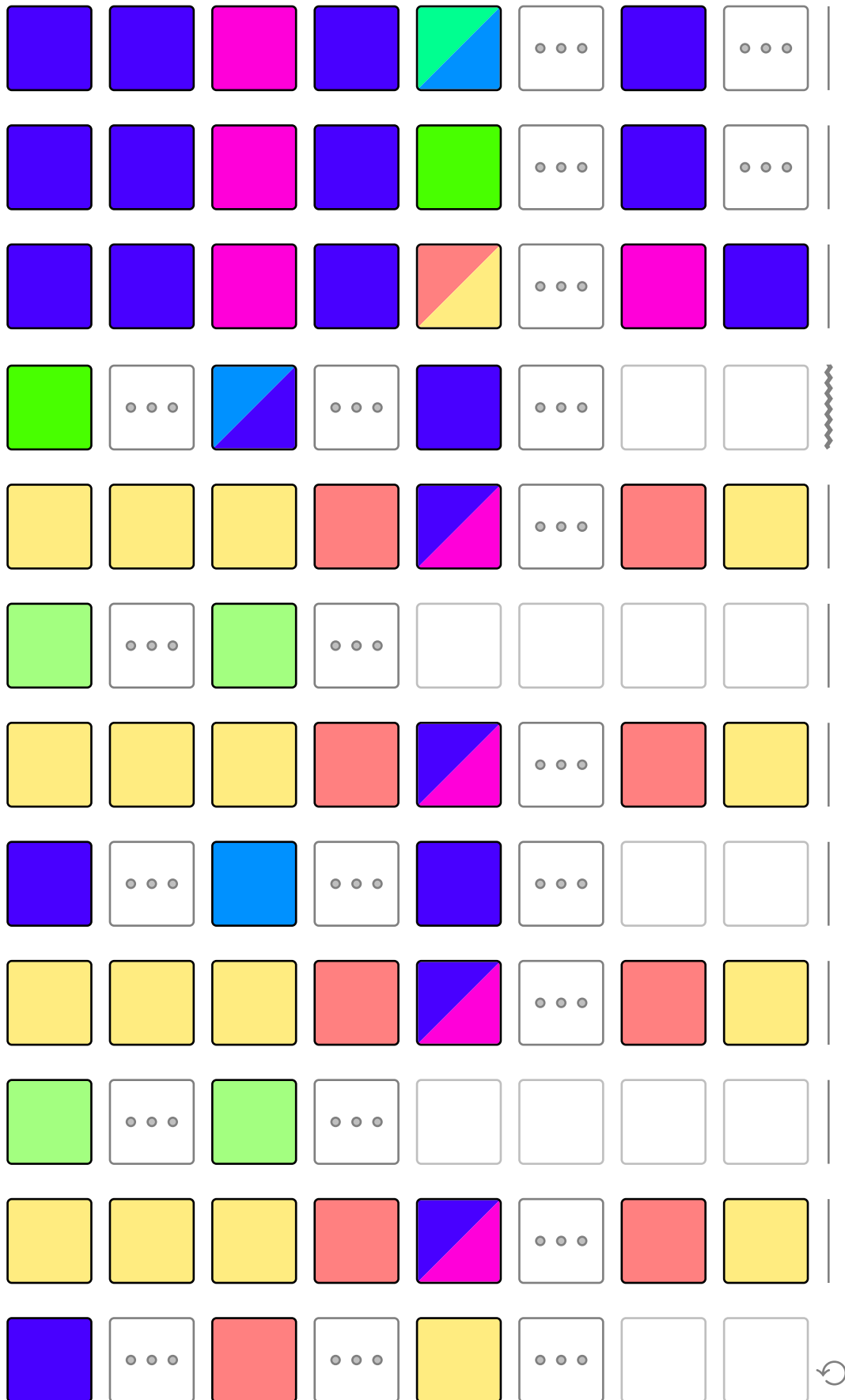











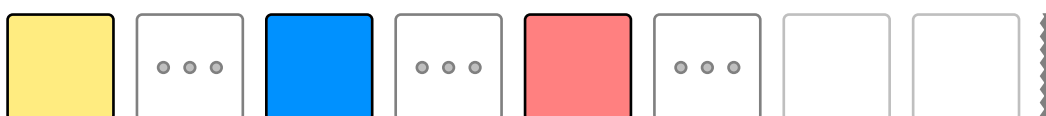








Hodiaŭ estas naskiĝtago
Varda Gilboa





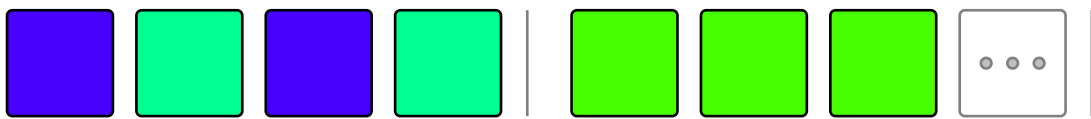


היום יום־הולדת
ורדה גלבוּע


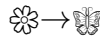







[1]							
[2]							









Row 1: 1 red square

Row 2: 3 red, 1 green, 1 blue, 1 white box with 3 dots, 1 green, 1 white box with 3 dots

Row 3: 2 blue, 2 purple, 1 blue, 1 white box with 3 dots, 1 green, 1 white box with 3 dots

Row 4: 1 red, 1 yellow, 1 green, 1 red, 1 cyan, 1 purple, 1 blue, 1 white box with 3 dots

Row 5: 2 blue, 1 purple, 1 blue, 1 green, 1 blue, 1 red, 1 white box with 3 dots

Row 6: 2 light red, 2 purple, 1 blue, 1 white box with 3 dots, 1 green, 1 white box with 3 dots


Row 7: 2 cyan, 1 green, 1 yellow, 1 blue, 1 white box with 3 dots, 1 white box with 3 dots, 1 white box with 3 dots


Row 8: 2 light red, 2 purple, 1 blue, 1 white box with 3 dots, 1 green, 1 white box with 3 dots

Row 9: 2 cyan, 1 green, 1 yellow, 1 red, 1 white box with 3 dots, 1 white box with 3 dots, 1 white box with 3 dots, wavy line

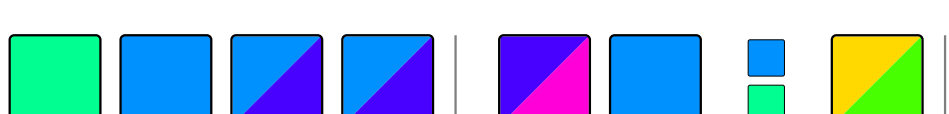
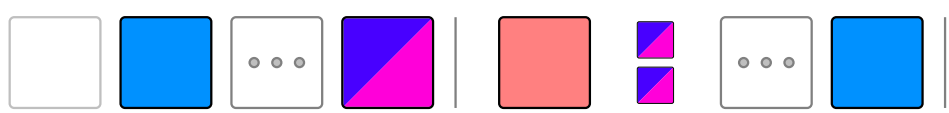
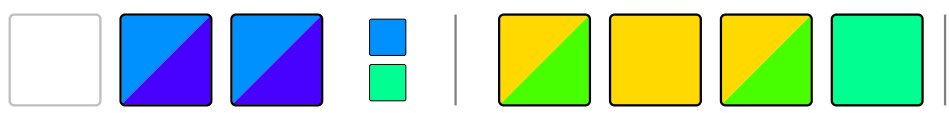
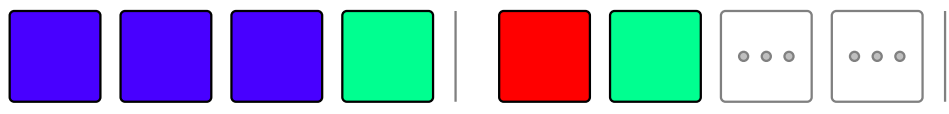
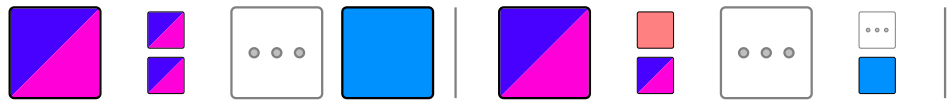


1 2





Fine

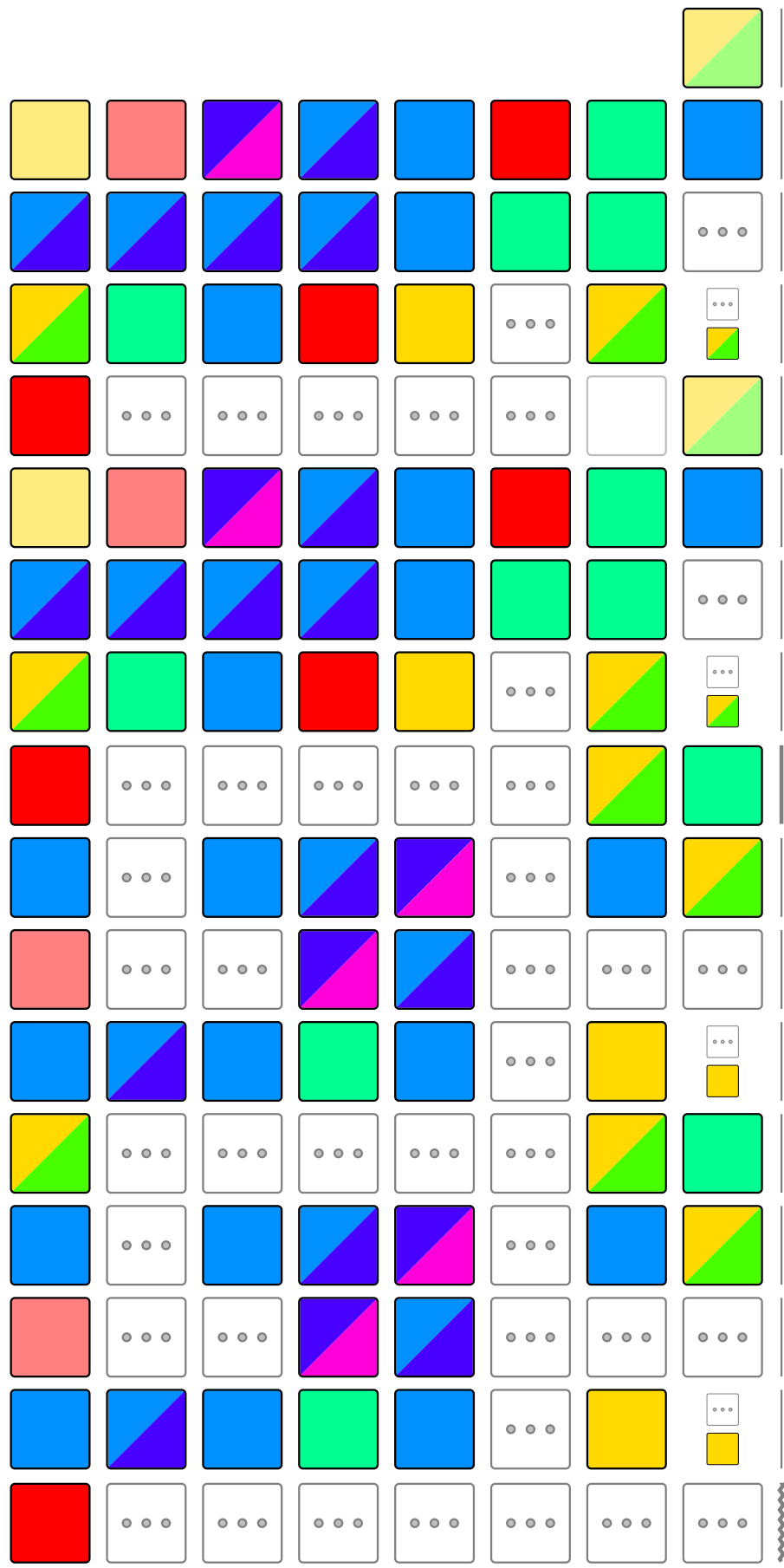


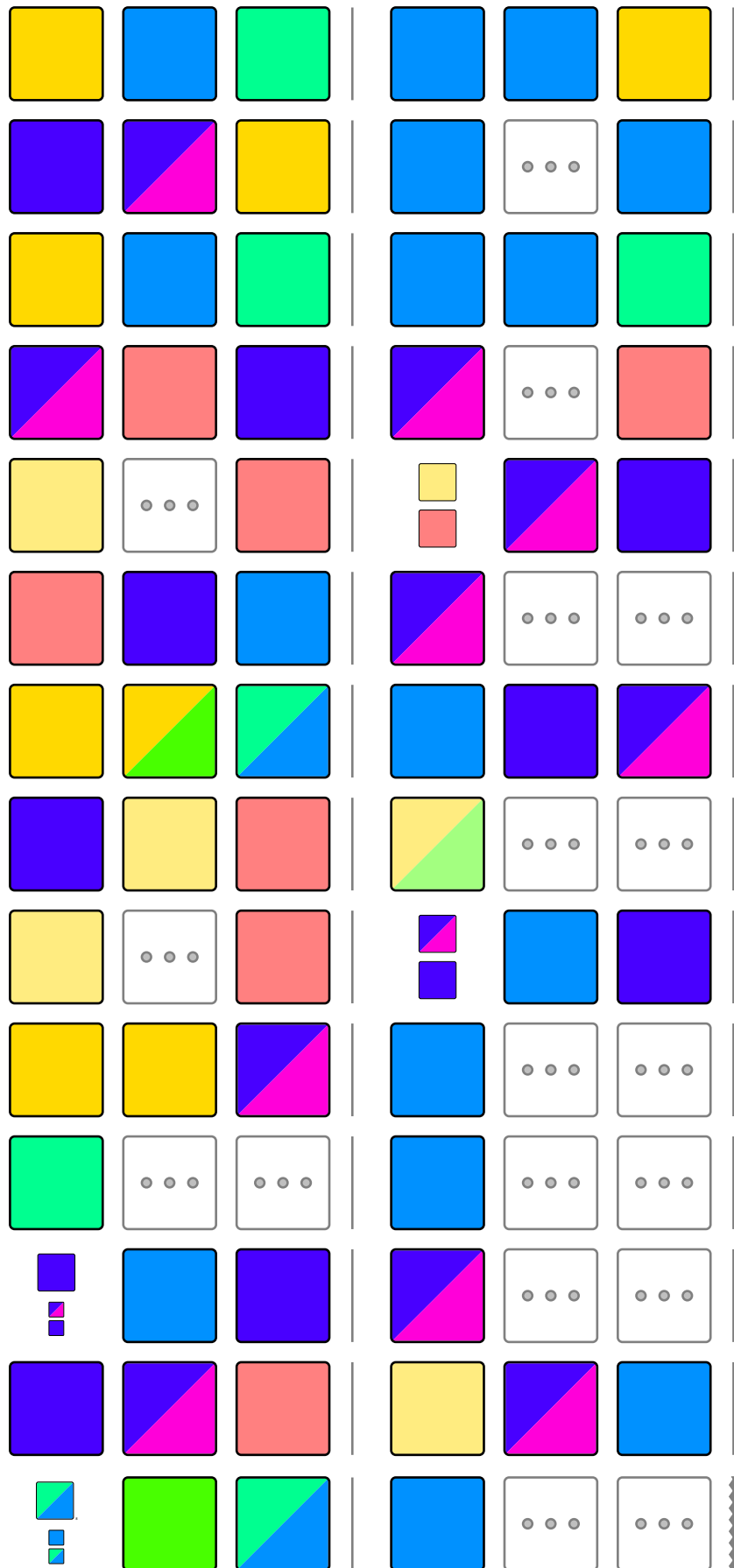





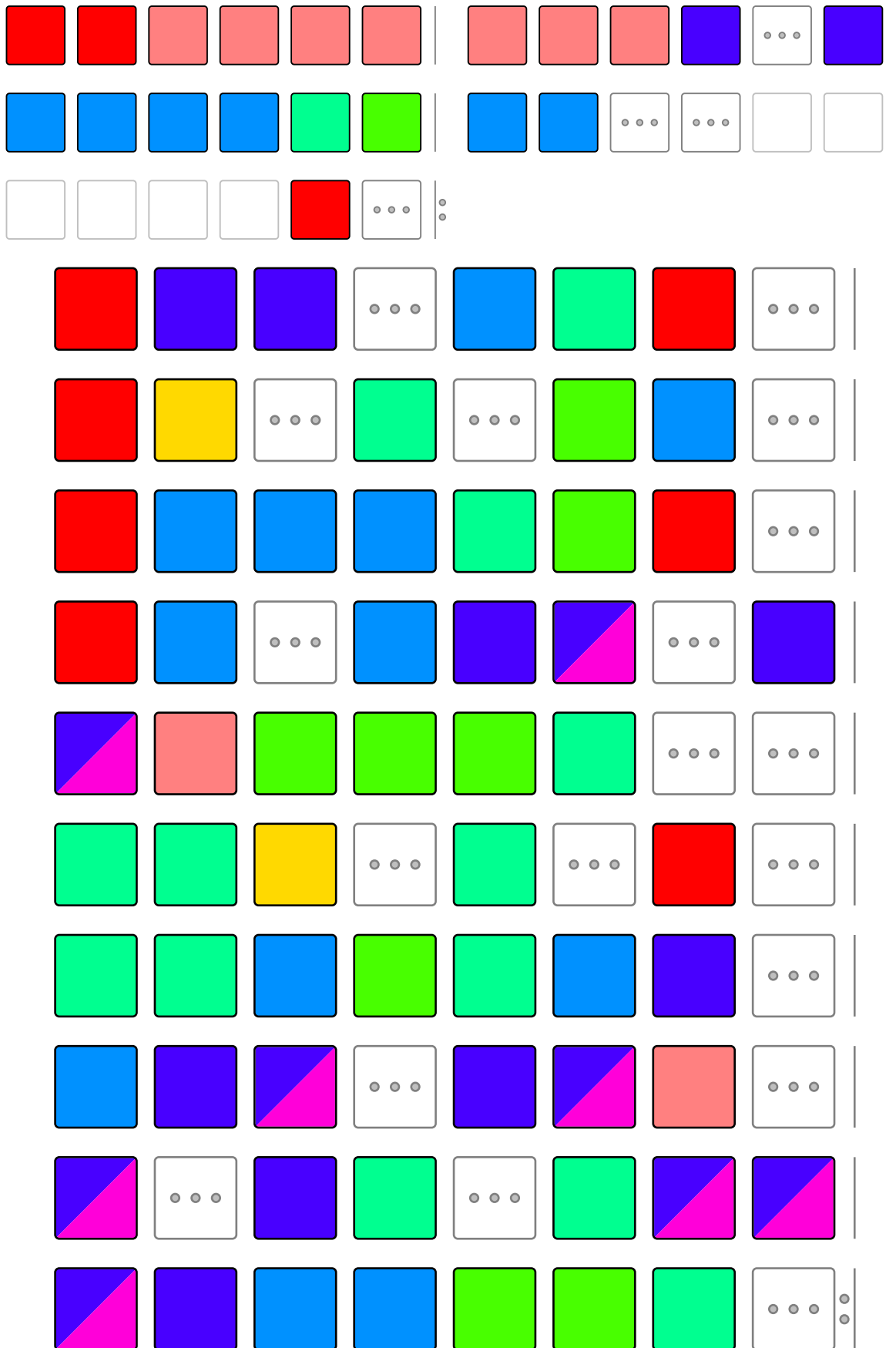
The grid consists of 28 rows and 8 columns. The elements are as follows:


- Row 1: Small colored squares (cyan, magenta, blue, cyan, magenta, cyan, blue) and boxes with three dots.
- Row 2: Small colored squares (cyan, magenta, cyan, magenta, cyan, blue, magenta, blue) and boxes with three dots.
- Row 3: Small colored squares (cyan, magenta, cyan, magenta, cyan, blue, cyan, blue) and boxes with three dots.
- Row 4: Small colored squares (cyan, magenta, cyan, magenta, cyan, blue, cyan, blue) and boxes with three dots.
- Row 5: Small colored squares (cyan, magenta, cyan, magenta, cyan, blue, cyan, blue) and boxes with three dots.
- Row 6: Large colored squares (green, yellow, red, magenta, blue, magenta, blue, cyan) and boxes with three dots.
- Row 7: Large colored squares (cyan, green, yellow, red, magenta, red, magenta, blue) and boxes with three dots.
- Row 8: Large colored squares (blue, cyan, cyan, green, red, green, cyan, magenta) and boxes with three dots.
- Row 9: Large colored squares (cyan, cyan, cyan, cyan, cyan, cyan, cyan, cyan) and boxes with three dots.
- Row 10: Large colored squares (yellow, green, yellow, magenta, magenta, magenta, magenta, magenta) and boxes with three dots.
- Row 11: Large colored squares (yellow, green, yellow, blue, blue, blue, blue, blue) and boxes with three dots.
- Row 12: Large colored squares (yellow, green, yellow, blue, blue, blue, blue, cyan) and boxes with three dots.
- Row 13: Large colored squares (blue, blue, cyan, magenta, cyan, cyan, cyan, cyan) and boxes with three dots.
- Row 14: Large colored squares (yellow, green, yellow, magenta, magenta, magenta, magenta, magenta) and boxes with three dots.
- Row 15: Large colored squares (magenta, red, yellow, red, magenta, red, yellow, green) and boxes with three dots.
- Row 16: Large colored squares (cyan, cyan, cyan, cyan, cyan, cyan, cyan, cyan) and boxes with three dots.
- Row 17: Large colored squares (blue, green, cyan, cyan, cyan, cyan, cyan, cyan) and boxes with three dots.
- Row 18: Large colored squares (blue, green, cyan, cyan, cyan, cyan, cyan, cyan) and boxes with three dots.
- Row 19: Large colored squares (cyan, cyan, cyan, cyan, cyan, cyan, cyan, cyan) and boxes with three dots.
- Row 20: Large colored squares (cyan, cyan, cyan, cyan, cyan, cyan, cyan, cyan) and boxes with three dots.
- Row 21: Large colored squares (cyan, cyan, cyan, cyan, cyan, cyan, cyan, cyan) and boxes with three dots.
- Row 22: Large colored squares (cyan, cyan, cyan, cyan, cyan, cyan, cyan, cyan) and boxes with three dots.
- Row 23: Large colored squares (cyan, cyan, cyan, cyan, cyan, cyan, cyan, cyan) and boxes with three dots.
- Row 24: Large colored squares (cyan, cyan, cyan, cyan, cyan, cyan, cyan, cyan) and boxes with three dots.
- Row 25: Large colored squares (cyan, cyan, cyan, cyan, cyan, cyan, cyan, cyan) and boxes with three dots.
- Row 26: Large colored squares (cyan, cyan, cyan, cyan, cyan, cyan, cyan, cyan) and boxes with three dots.
- Row 27: Large colored squares (cyan, cyan, cyan, cyan, cyan, cyan, cyan, cyan) and boxes with three dots.
- Row 28: Large colored squares (cyan, cyan, cyan, cyan, cyan, cyan, cyan, cyan) and boxes with three dots.












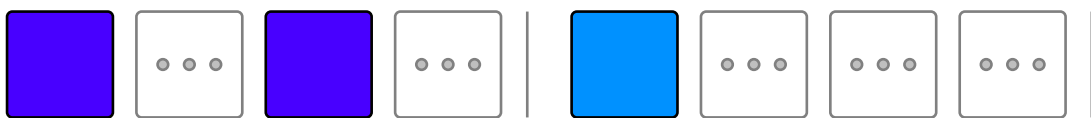
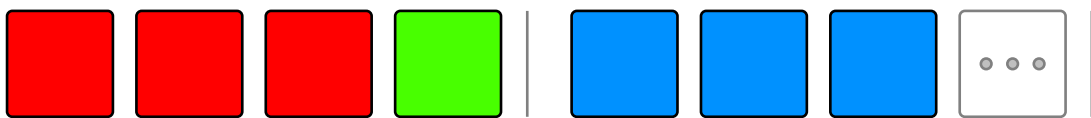
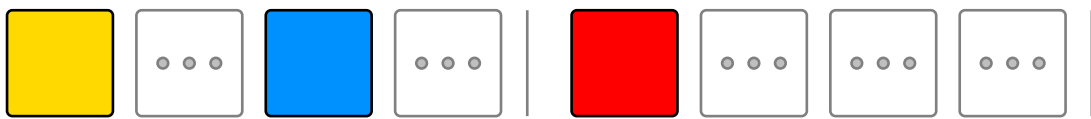
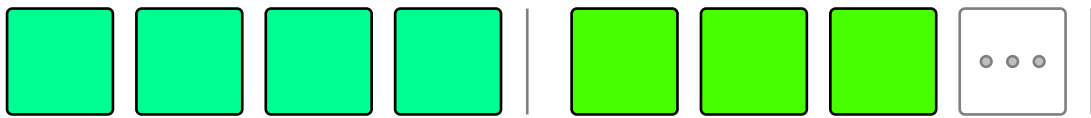
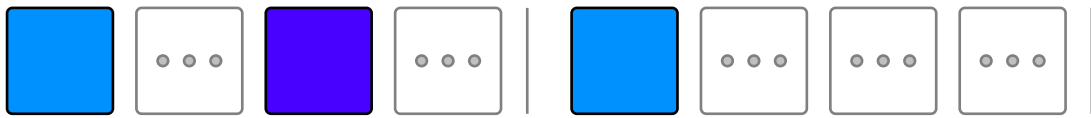









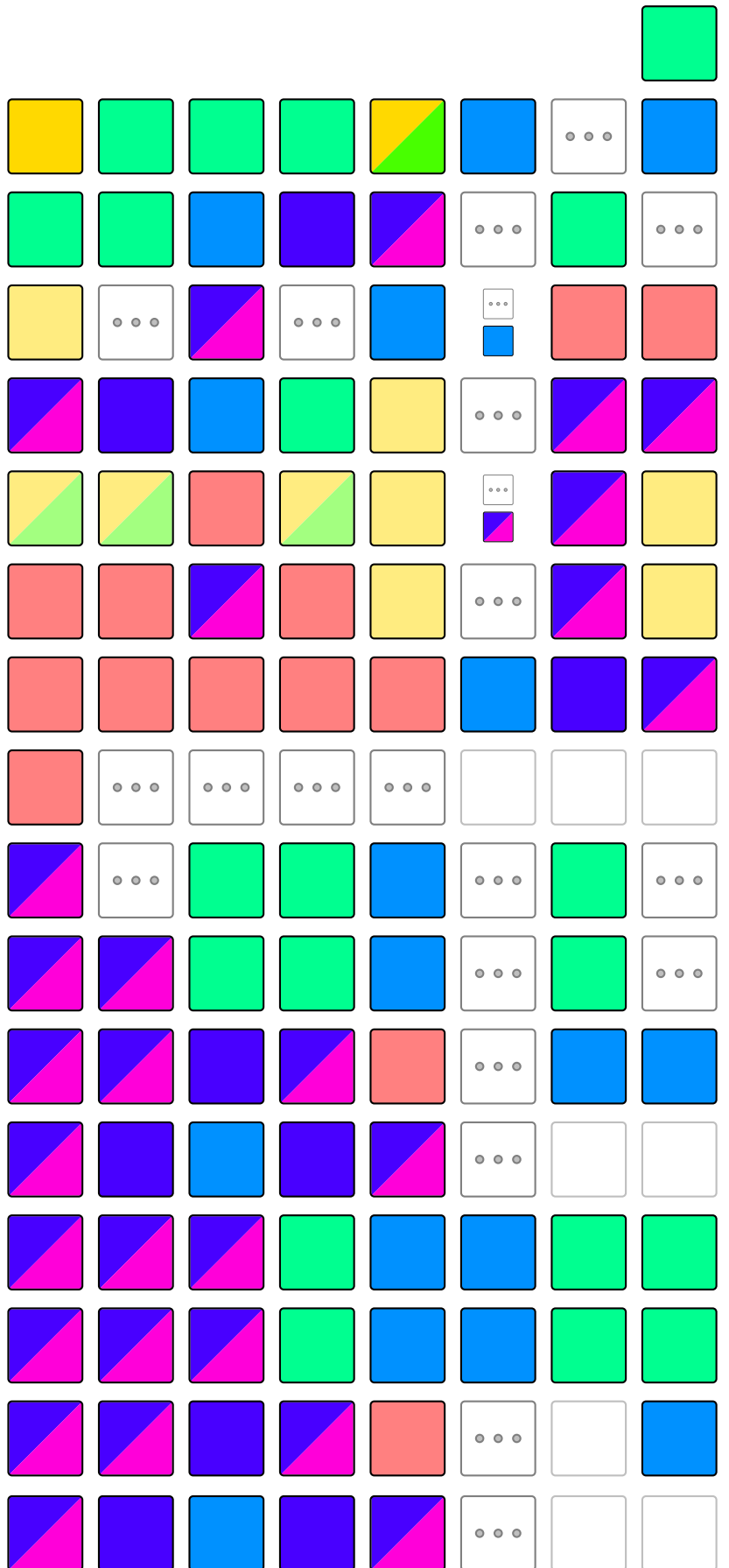





Kio okazis pri la akvo?
Nurit Hirš



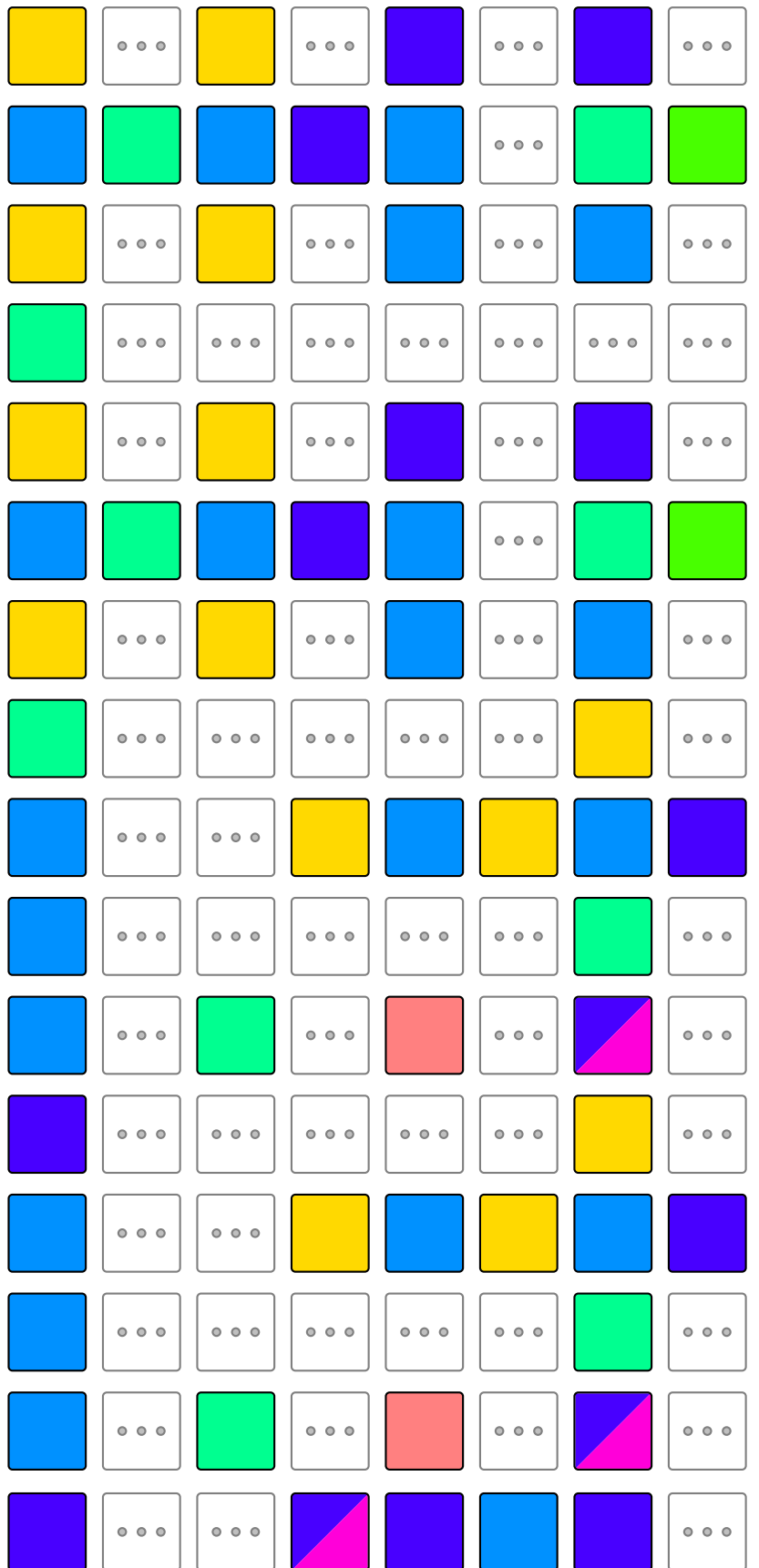
מה עם המים?
נורית הירש



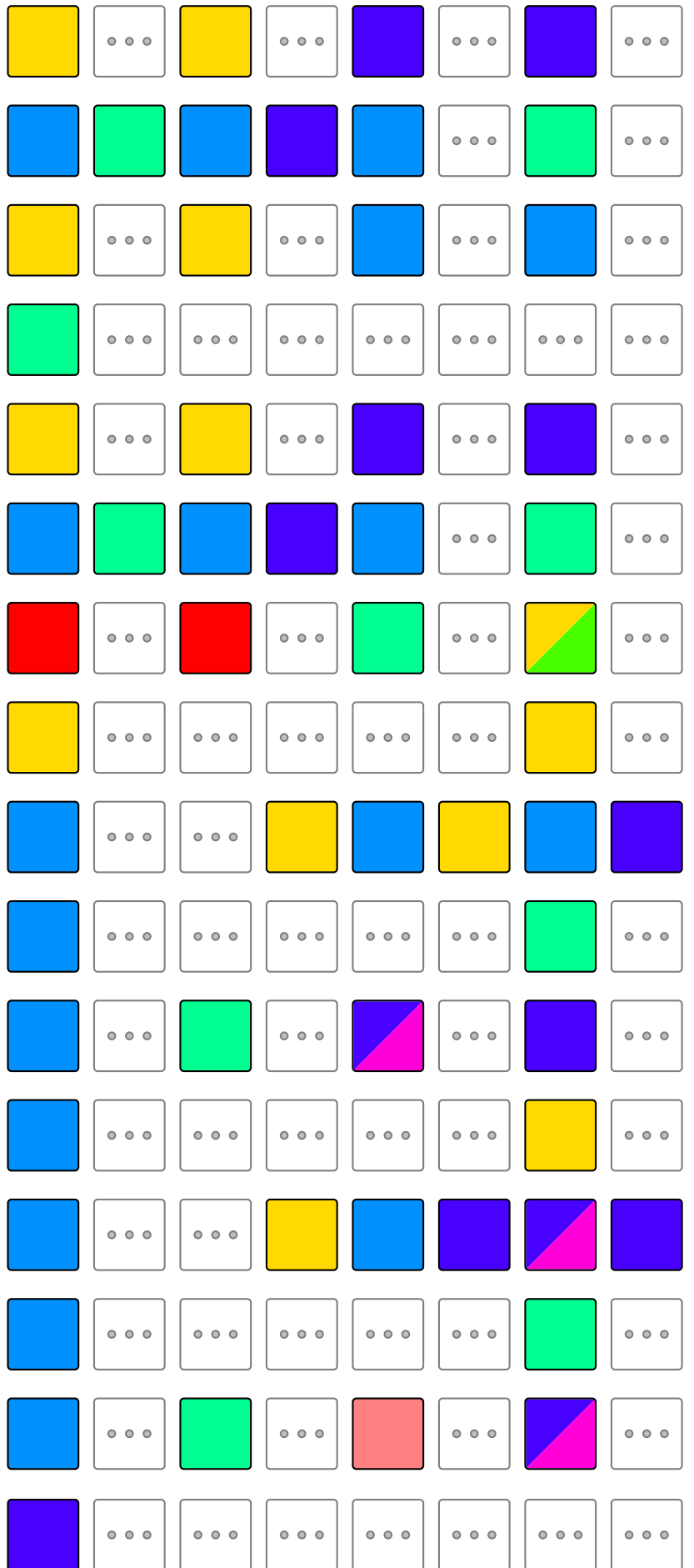


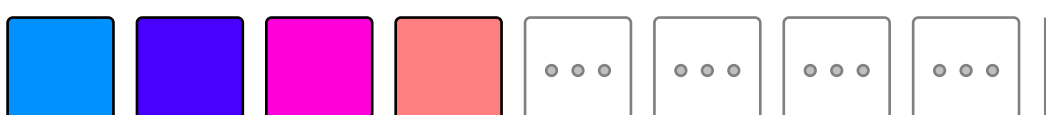
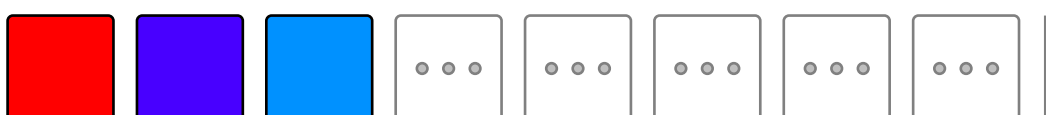
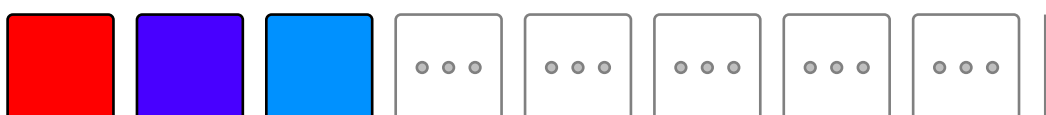

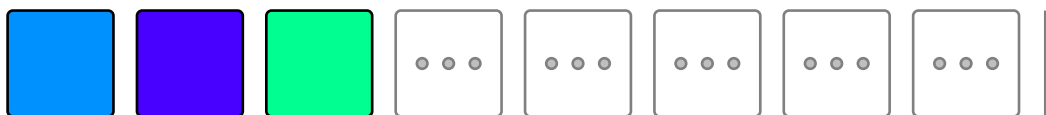



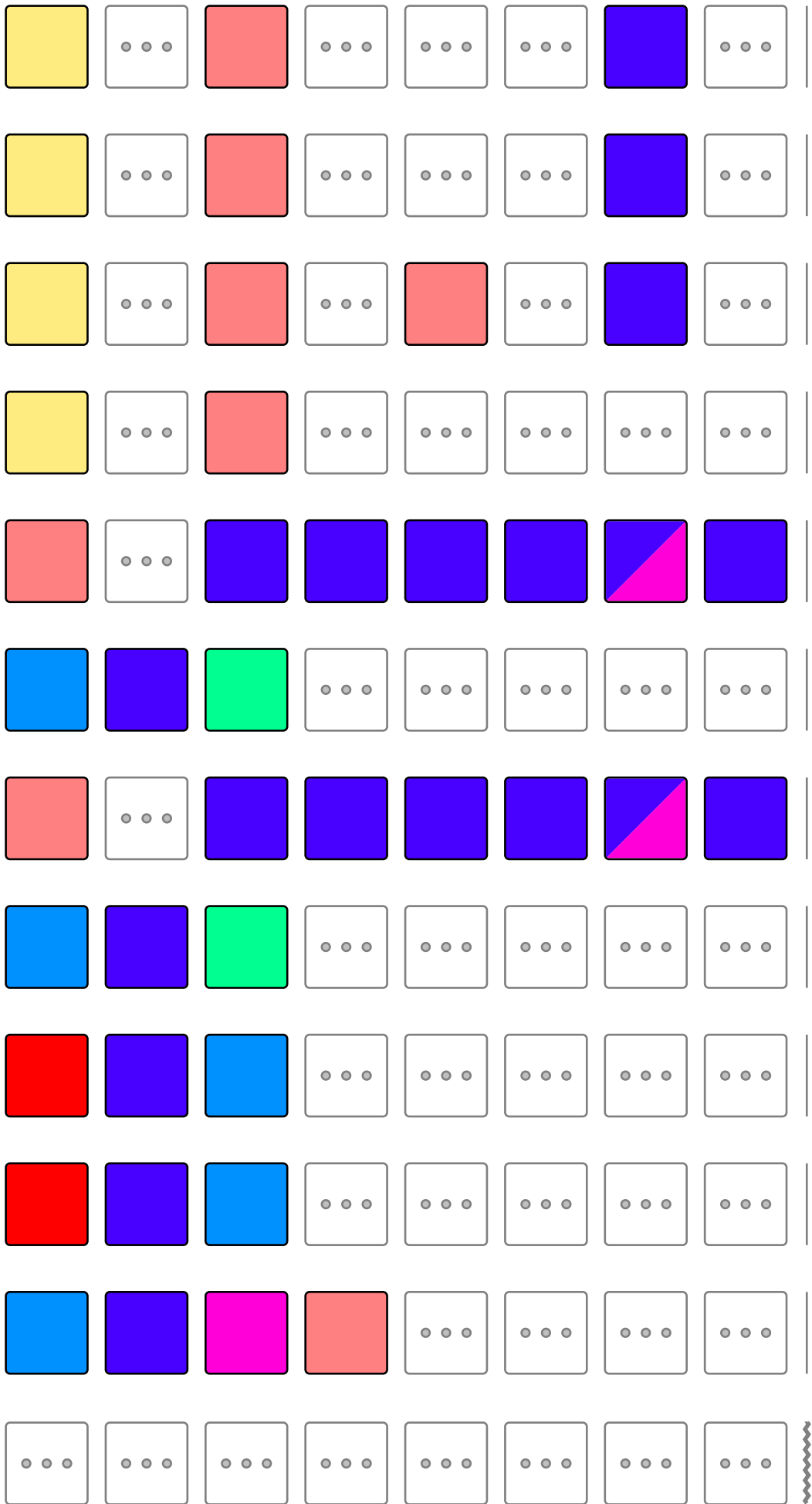
Var. 1

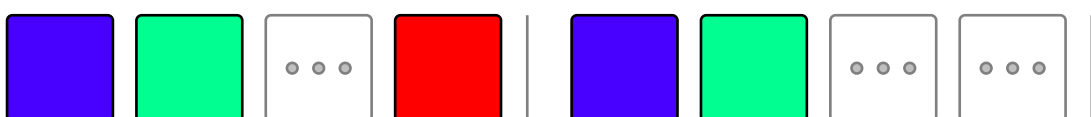
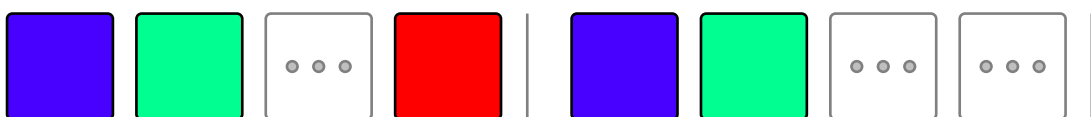

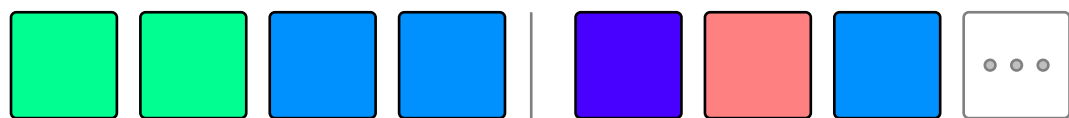
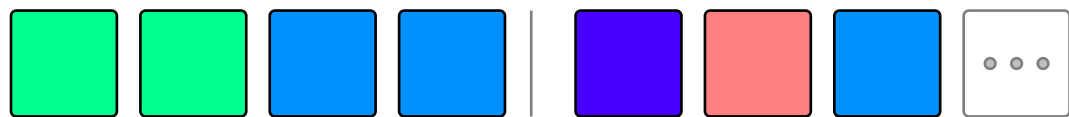
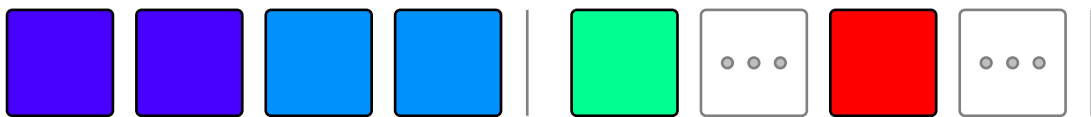
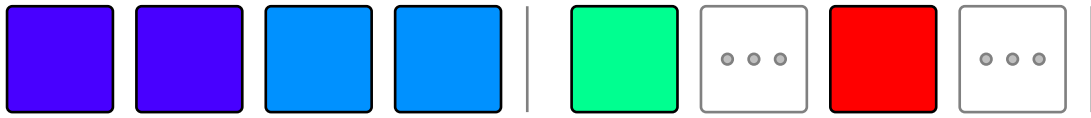


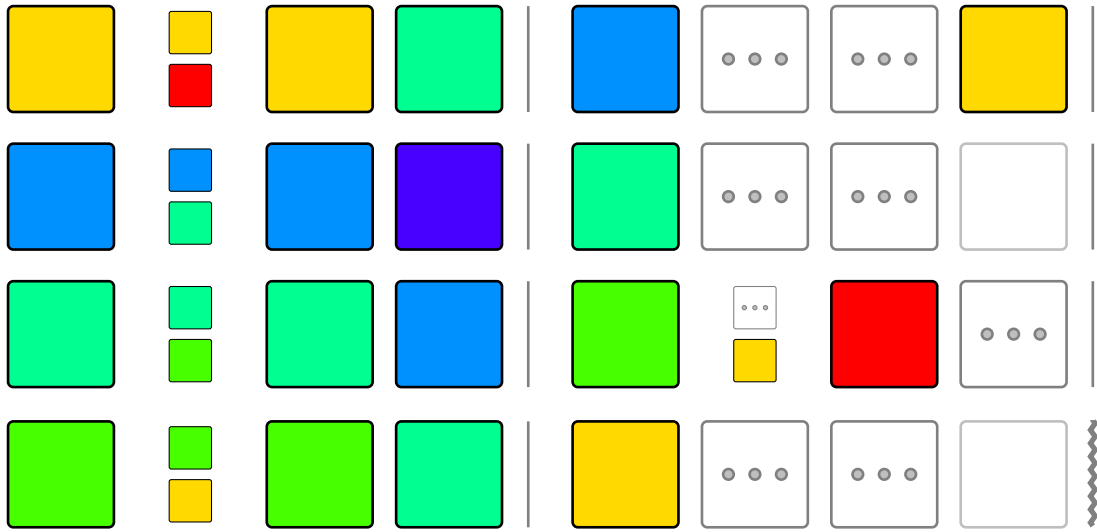
Var. 2








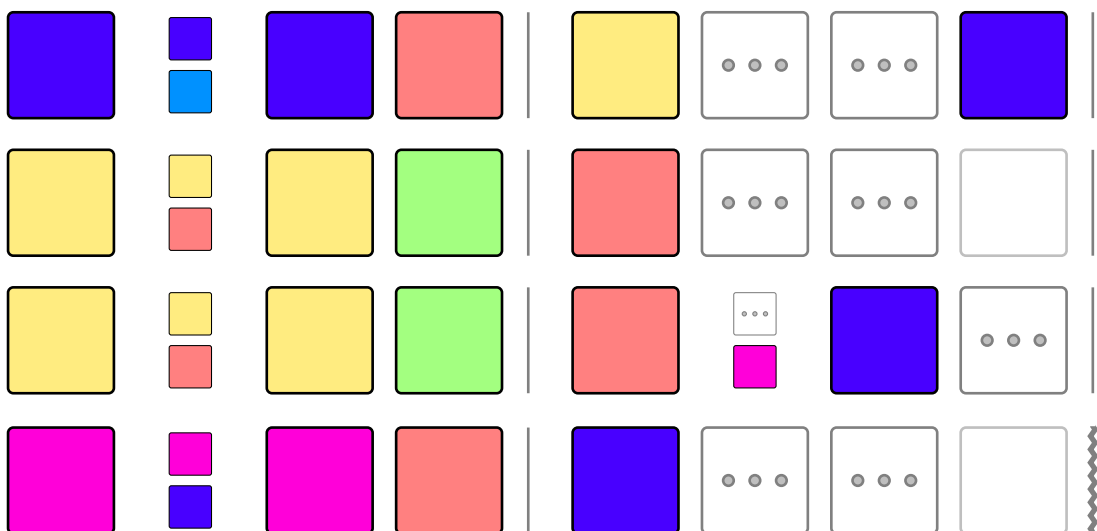




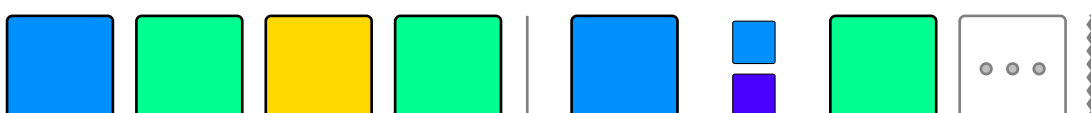

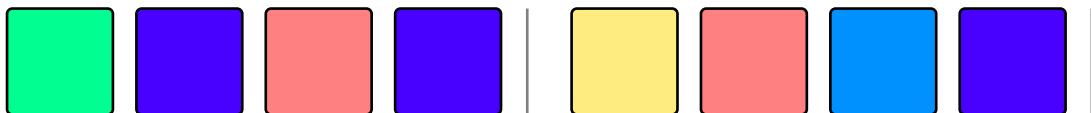
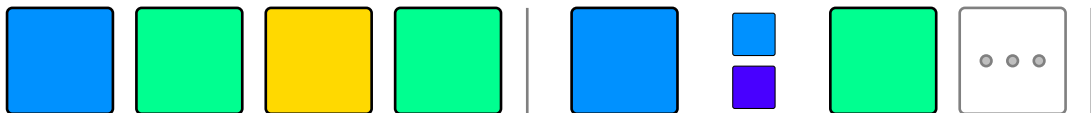

Var. 1



Var. 2

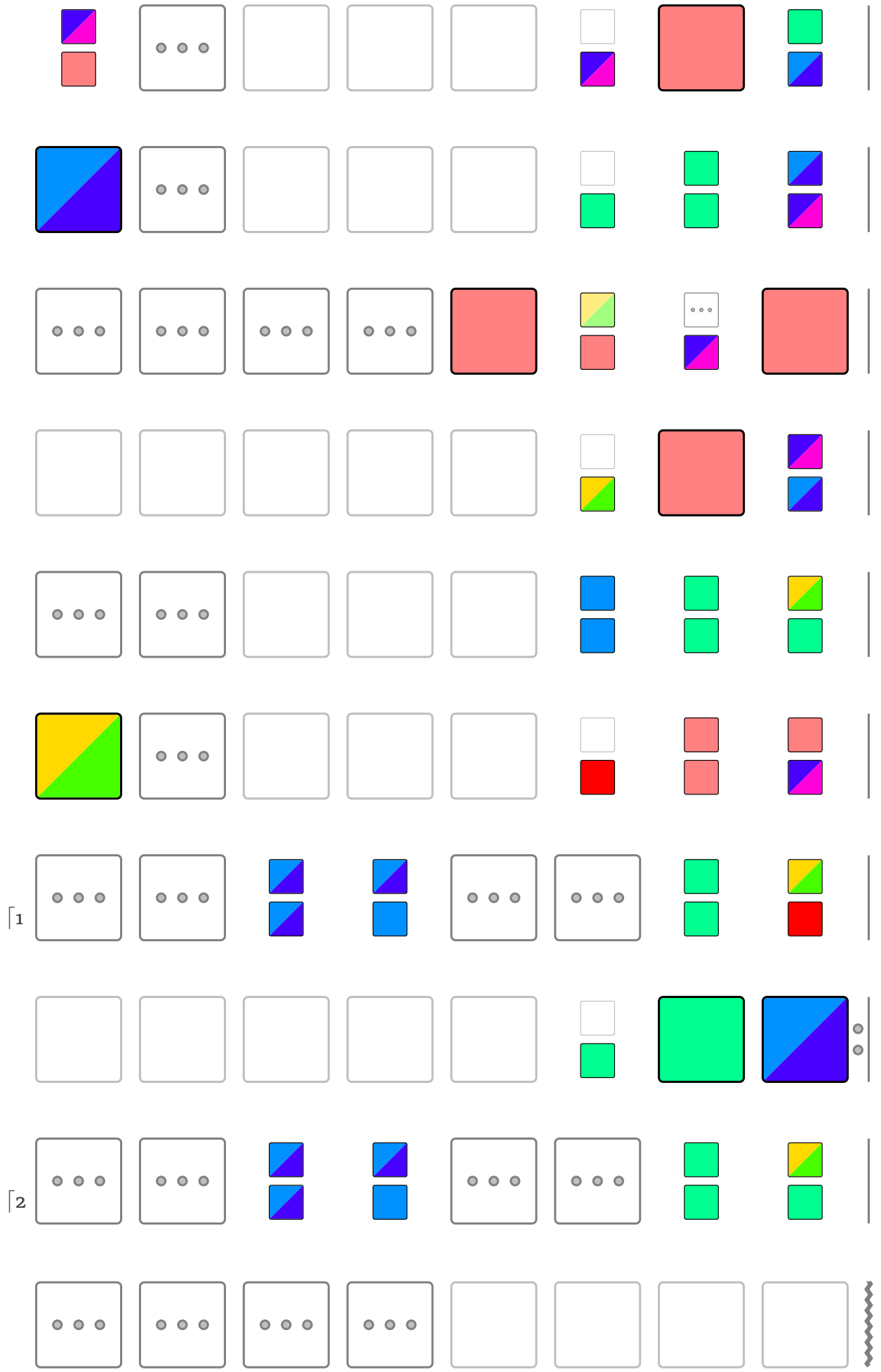






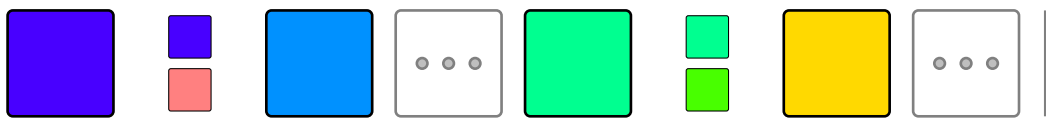
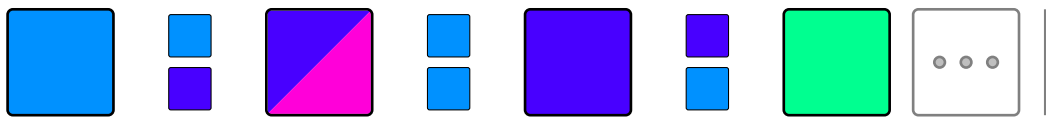
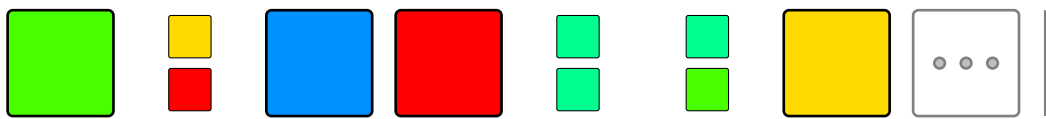











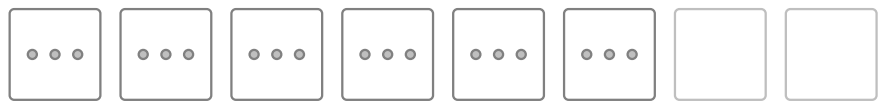
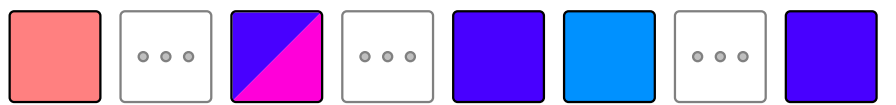
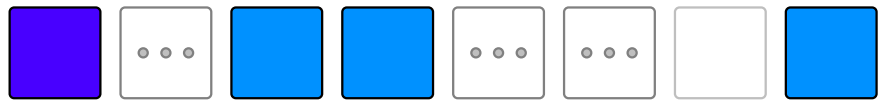
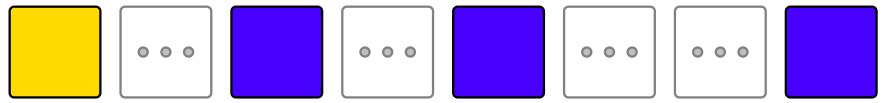
[1]					 	 	 	 	
[2]					 	 	 	 	

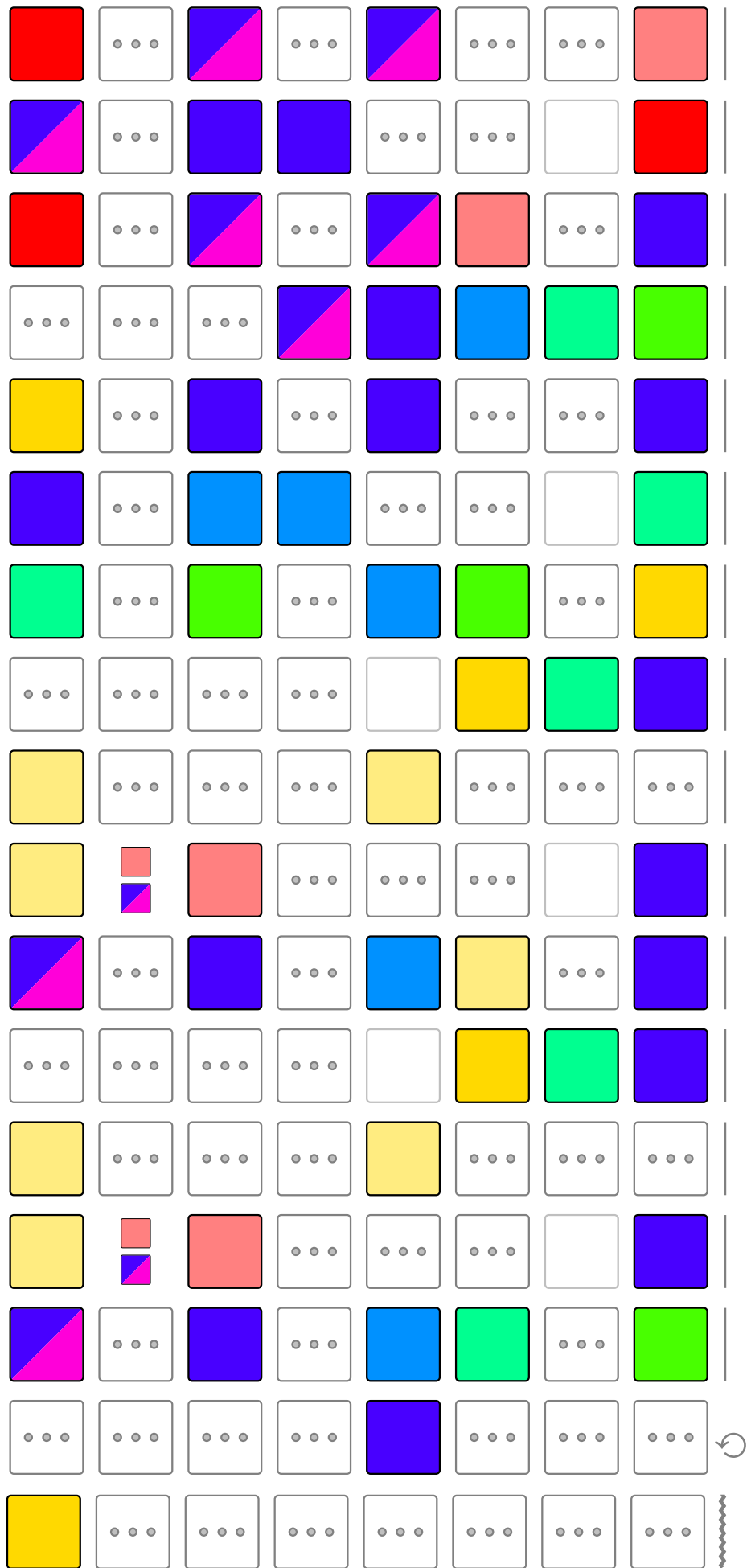









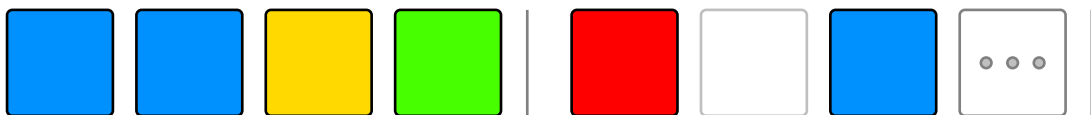



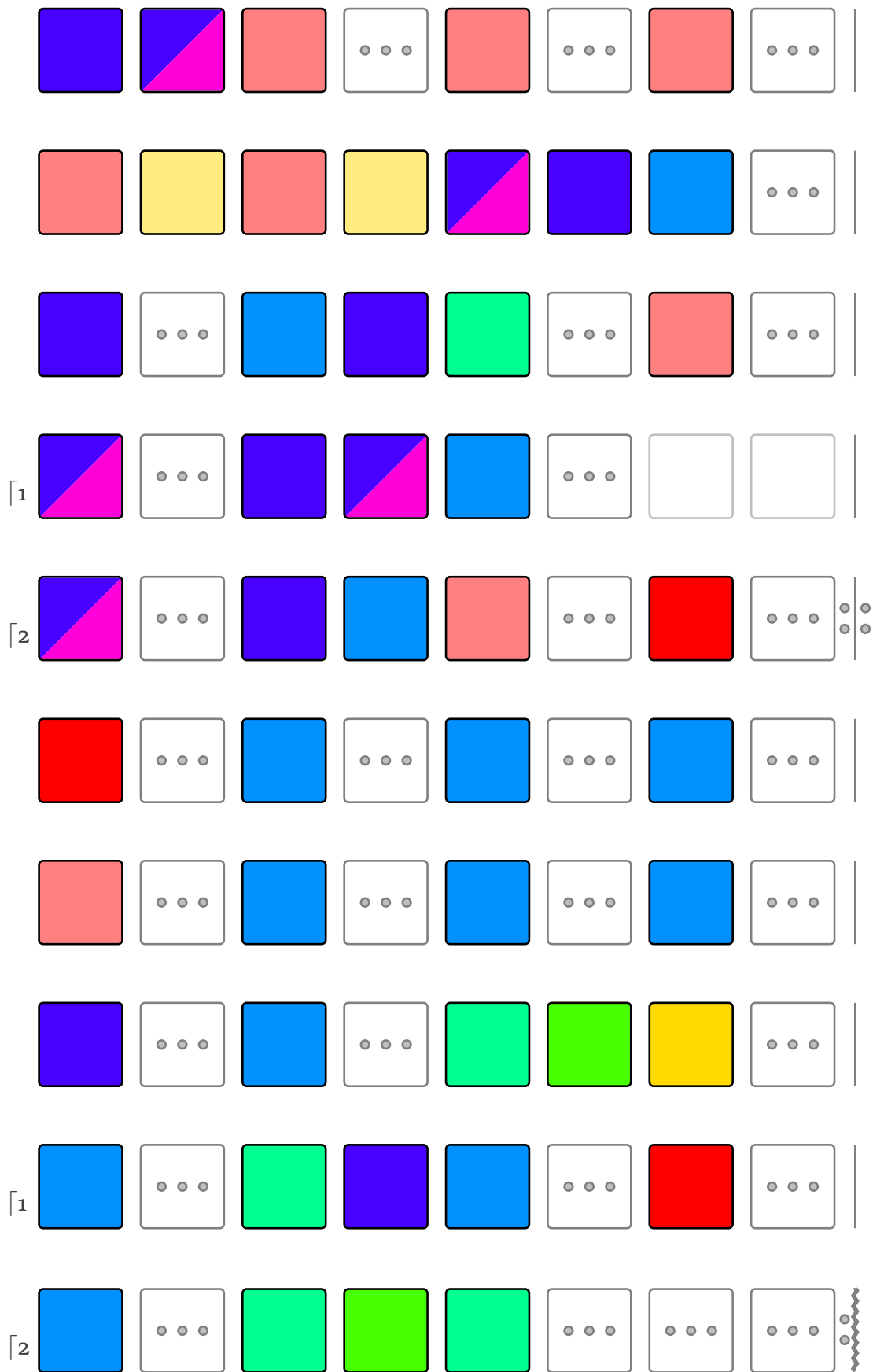














The image displays a grid of visual puzzles for the game 'Hokey cokey'. Each row contains a sequence of colored squares and boxes with three dots. The puzzles involve matching colors and shapes across the row. Row 1: Red square, Yellow square, Box with 3 dots, Red square. Row 2: Green square, Box with 3 dots, Green square, Box with 3 dots and Green square, Box with 3 dots, Red square, Yellow square, Box with 3 dots, Red square. Row 3: Green square, Box with 3 dots, Green square, Box with 3 dots and Green square, Box with 3 dots, Red square, Yellow square, Box with 3 dots, Red square. Row 4: Green square, Box with 3 dots, Green square, Box with 3 dots, Green square, Box with 3 dots, Yellow square, Box with 3 dots, Red square. Row 5: Green square, Box with 3 dots and Yellow/Green diagonal, Green square, Box with 3 dots and Yellow/Green diagonal, Green square, Box with 3 dots, Box with 3 dots, Box with 3 dots, Red square. Row 6: Green square, Box with 3 dots and Yellow/Green diagonal, Green square, Box with 3 dots and Yellow/Green diagonal, Green square, Box with 3 dots and Blue square, Red square, Box with 3 dots, Red square. Row 7: Green square, Box with 3 dots, Blue square, Box with 3 dots, Blue square, Box with 3 dots, Box with 3 dots, Box with 3 dots. Row 8: Red square, Red square, Box with 3 dots, Red square, Yellow square, Box with 3 dots, Green square, Box with 3 dots. Row 9: Green square, Box with 3 dots, Box with 3 dots, Box with 3 dots, Box with 3 dots, Box with 3 dots, Box with 3 dots, Box with 3 dots.





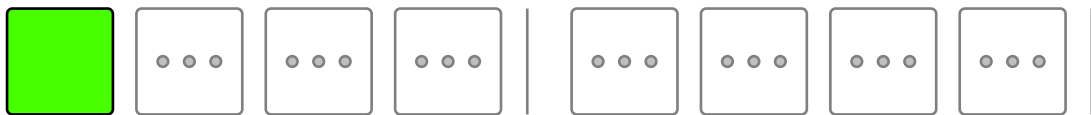
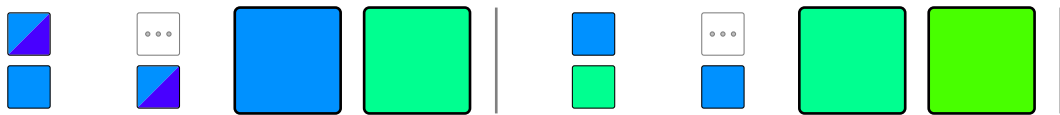
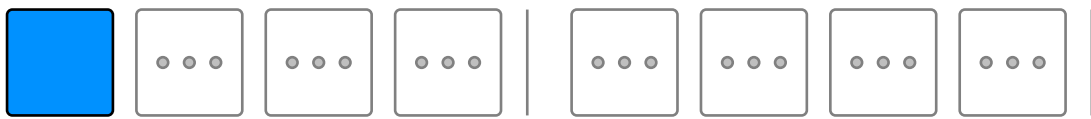
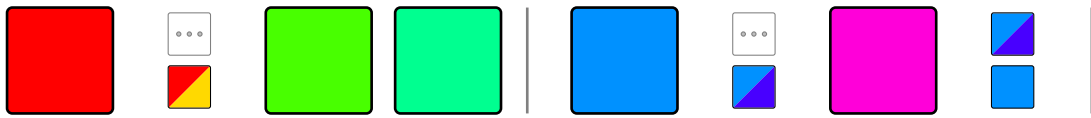
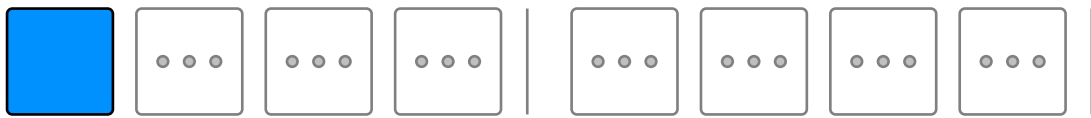
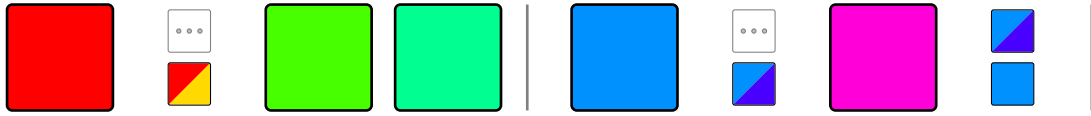
Egiptino


popola / Patrinos / Roubanis

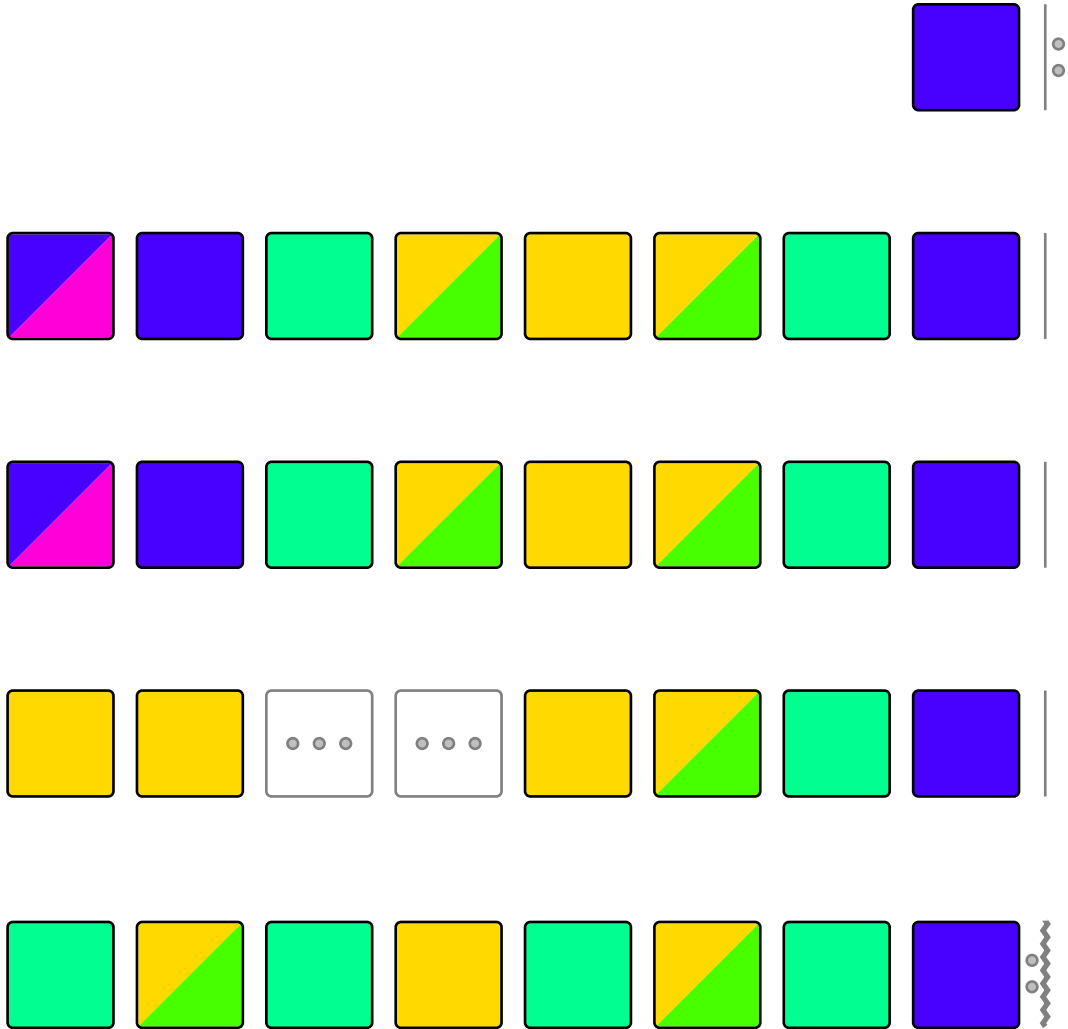
Μισιρολού


בת-מצרים

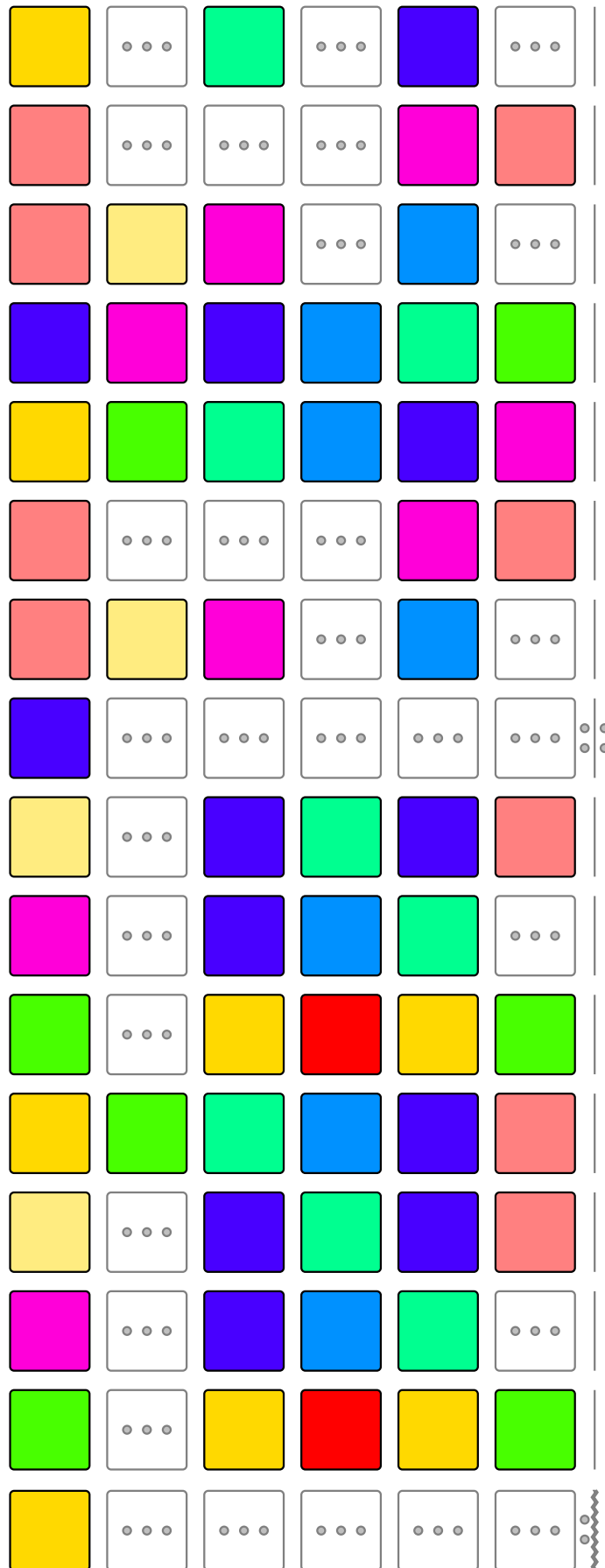
עממי / פטרינוס / רובניס















































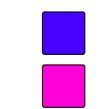


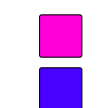
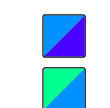










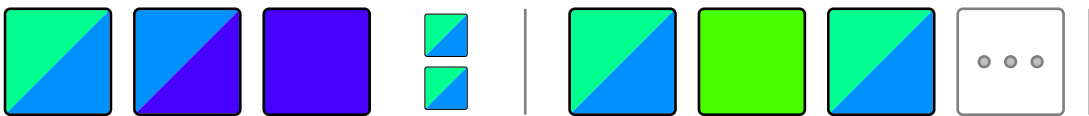
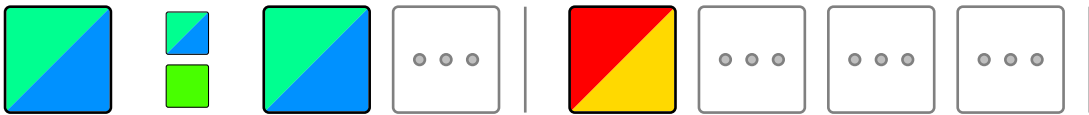
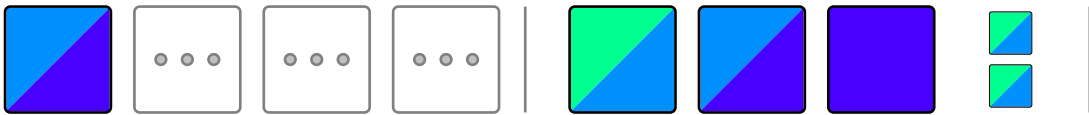
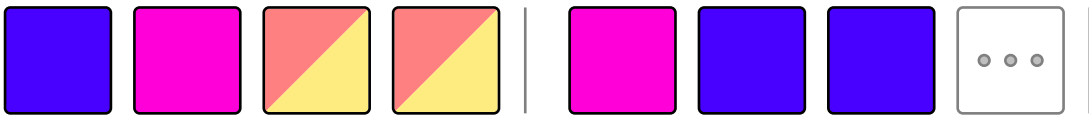
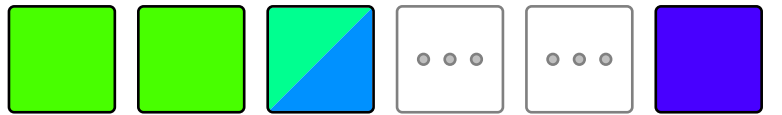





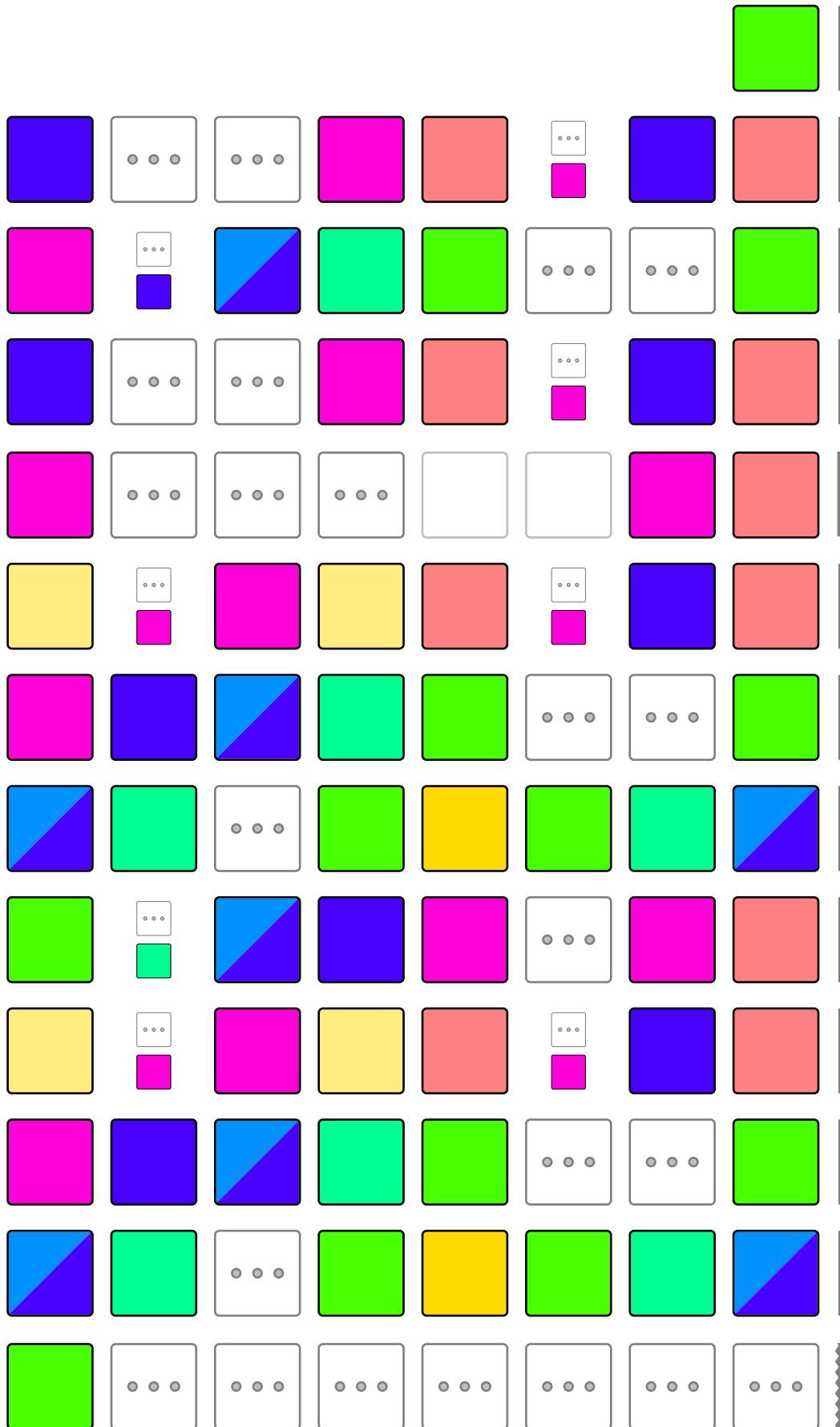



×3


										
										
										
										
										
										
										



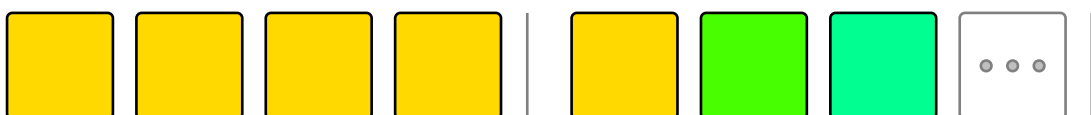

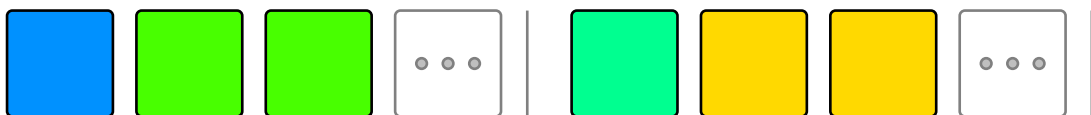
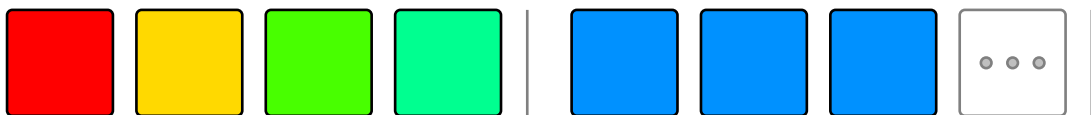
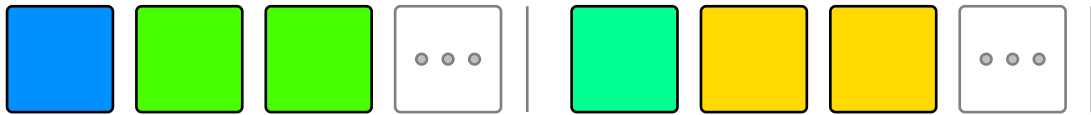
×2

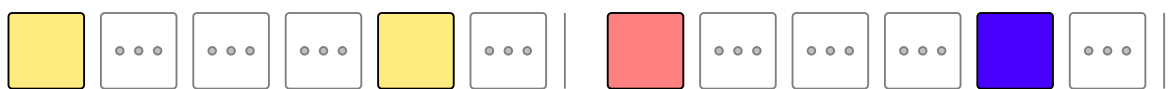
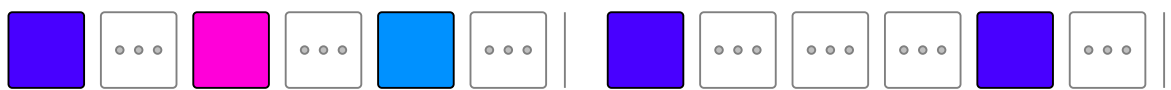
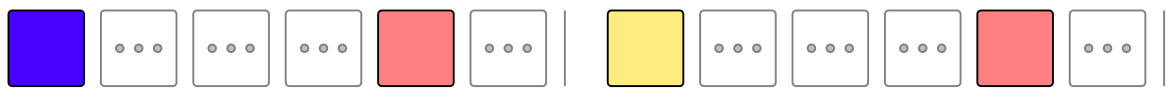
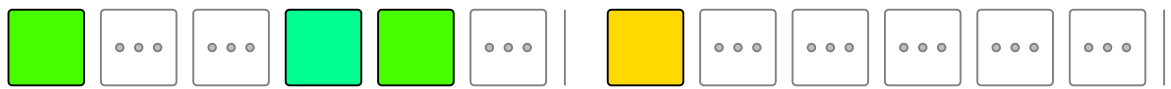
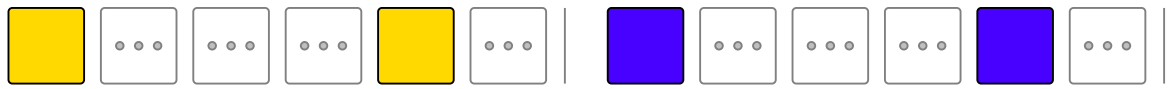


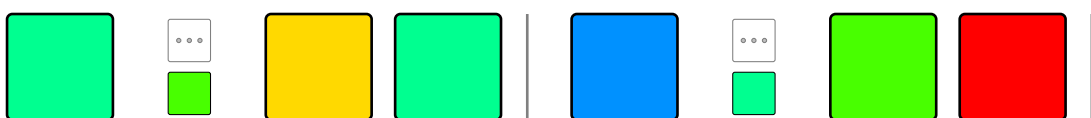
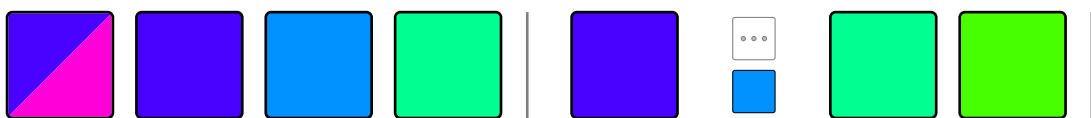
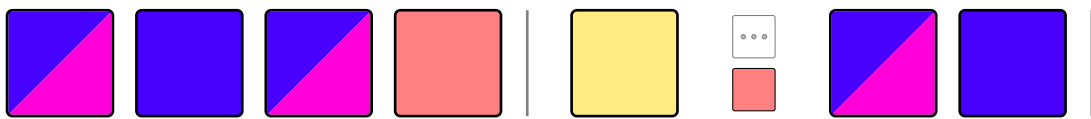

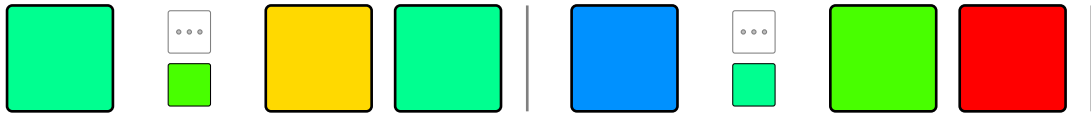


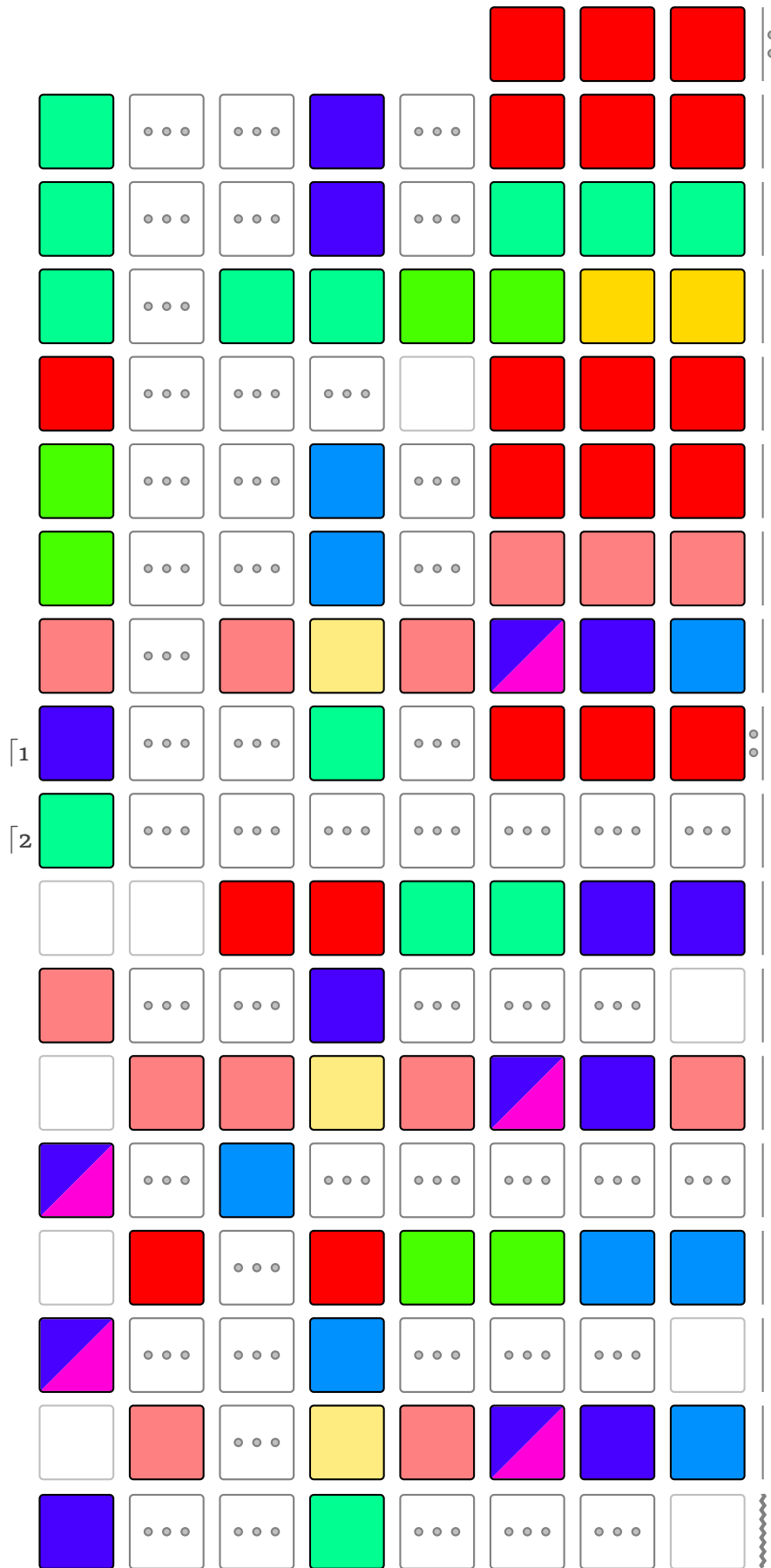





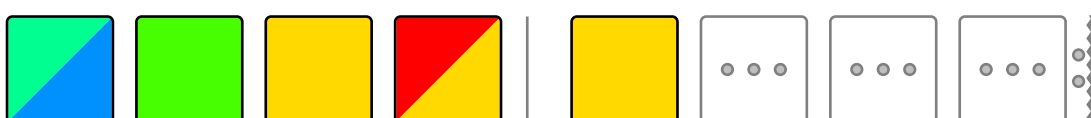
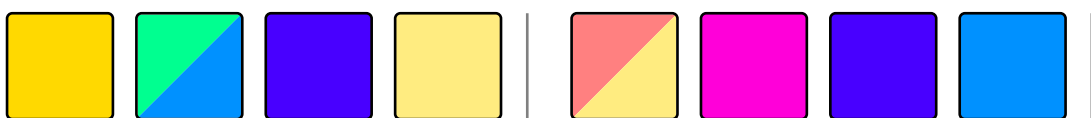
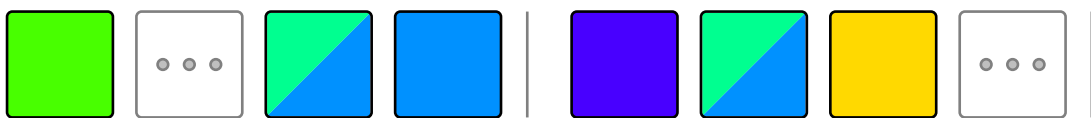
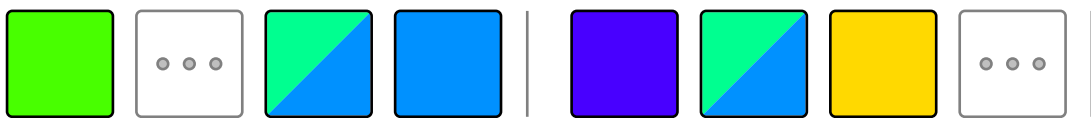
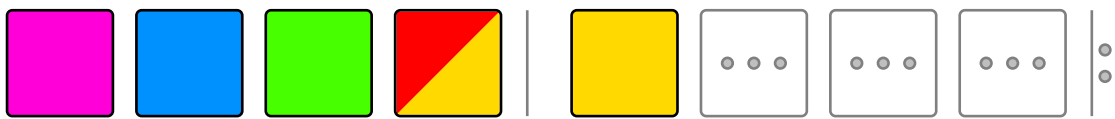
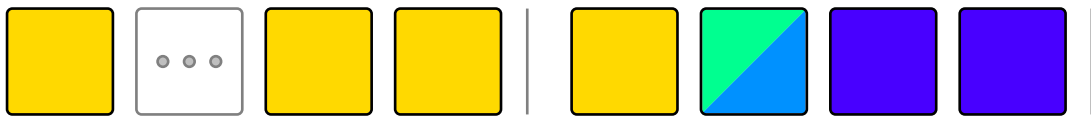

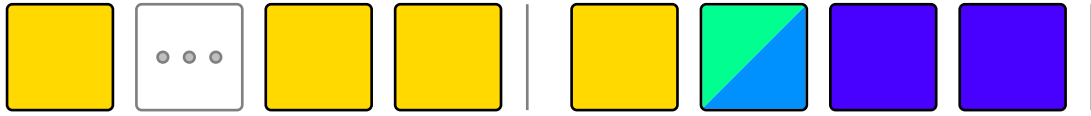


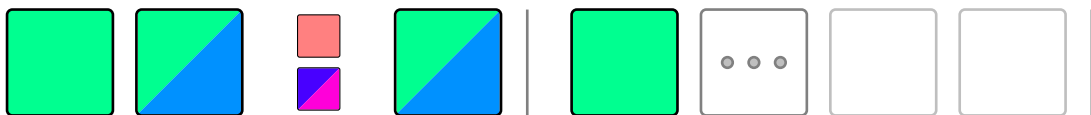
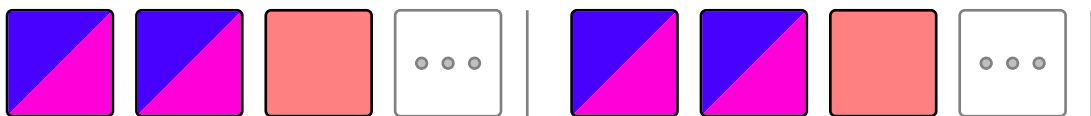
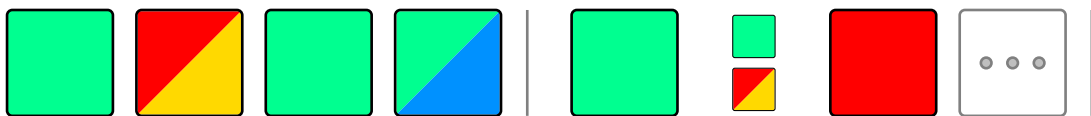
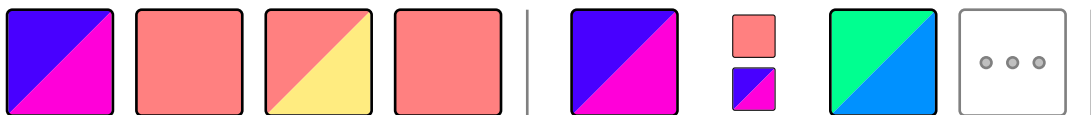
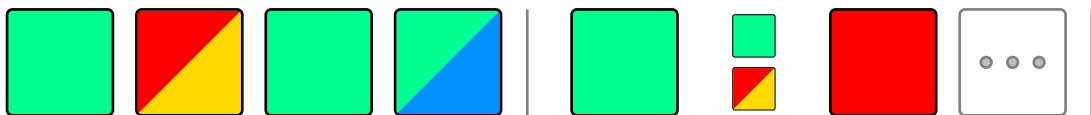
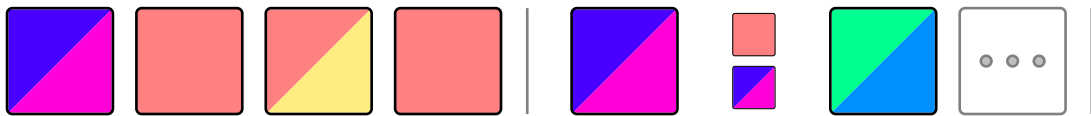
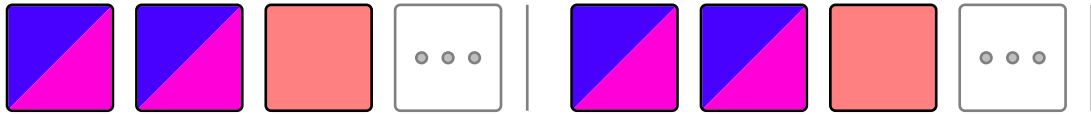


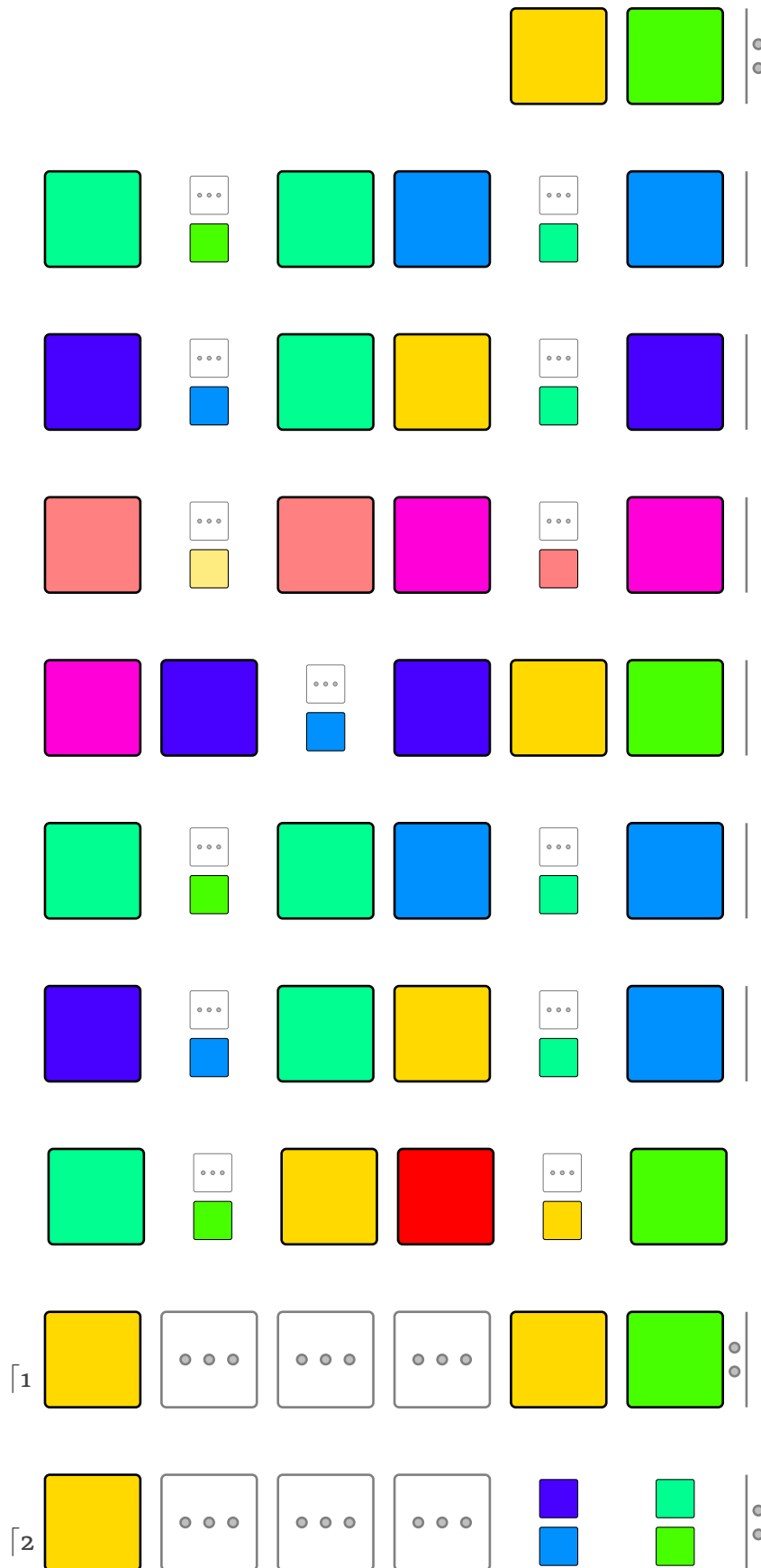


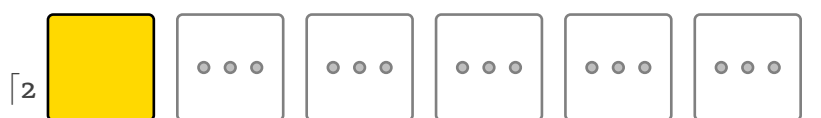
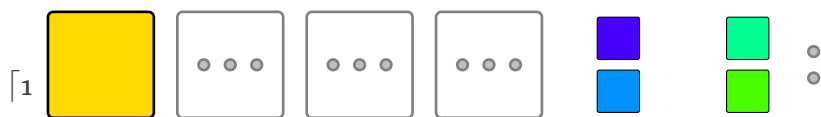



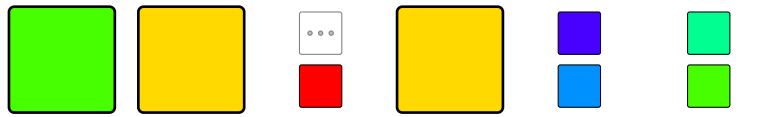





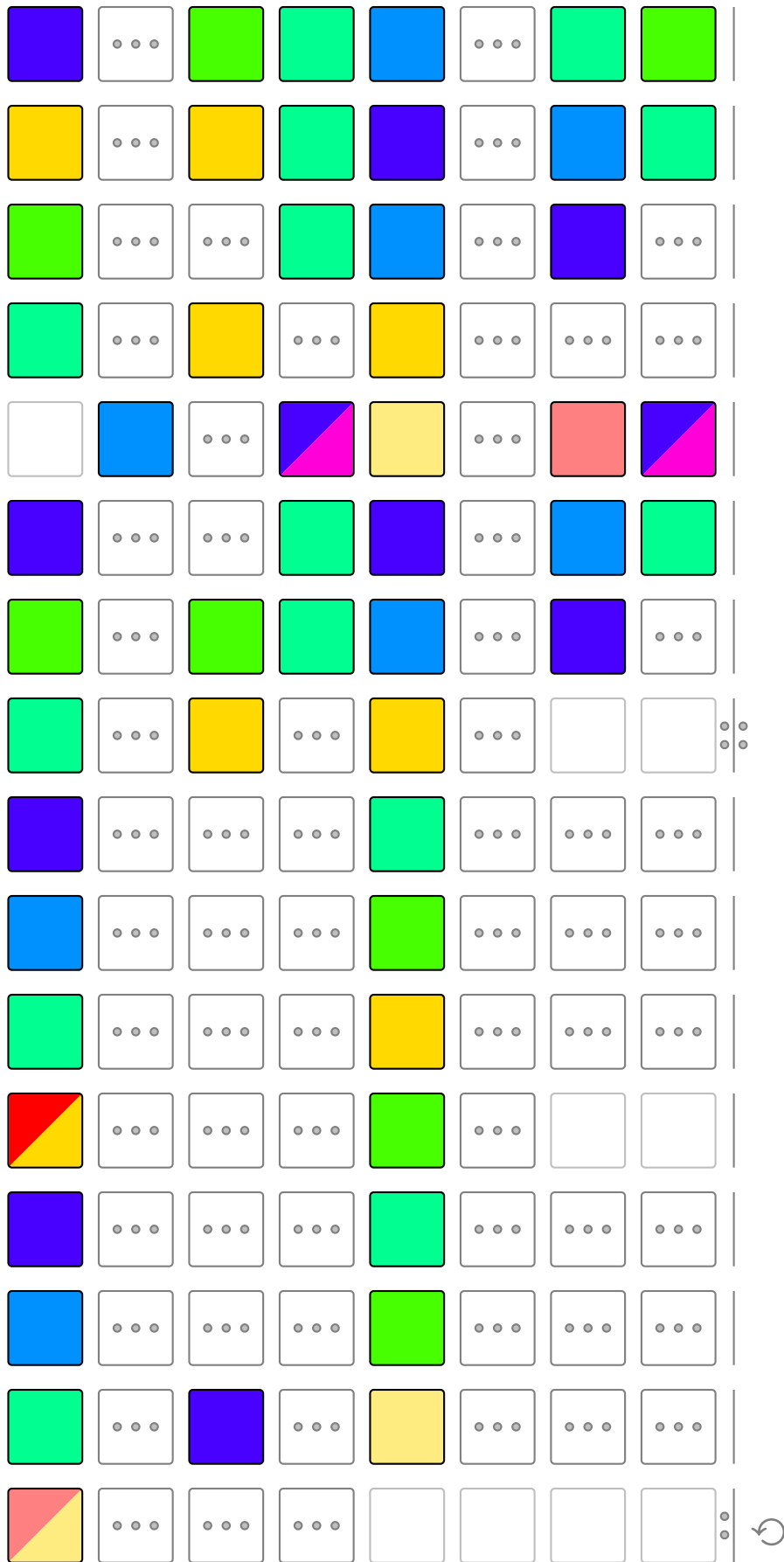


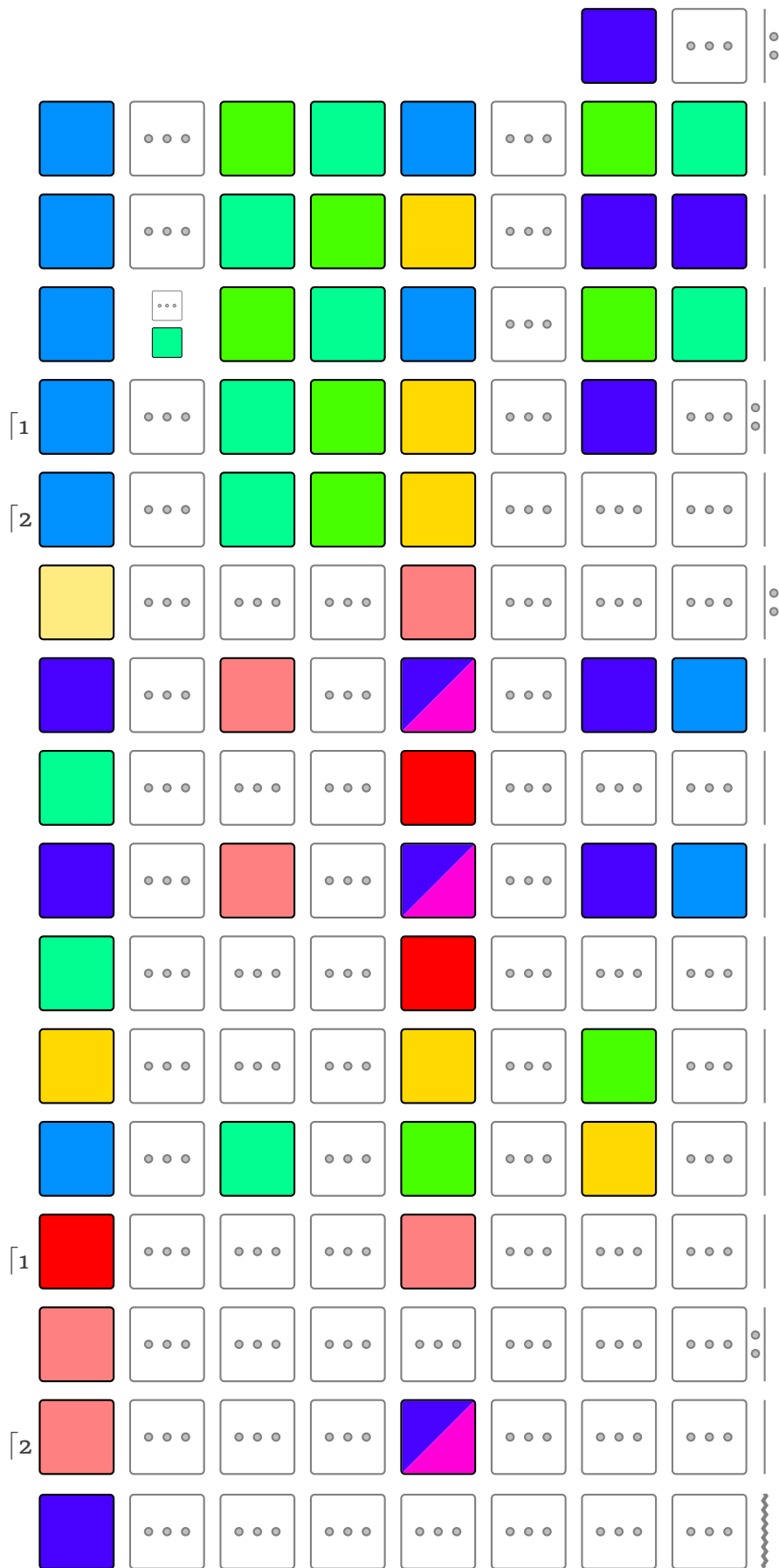







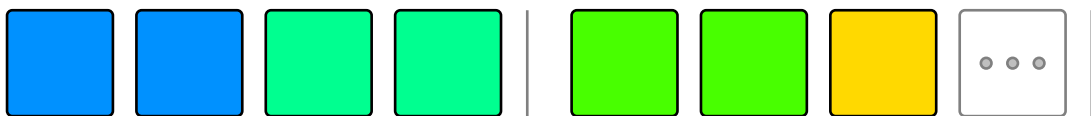
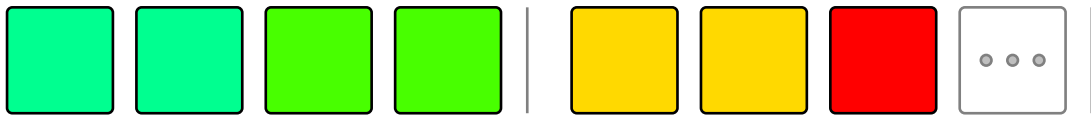
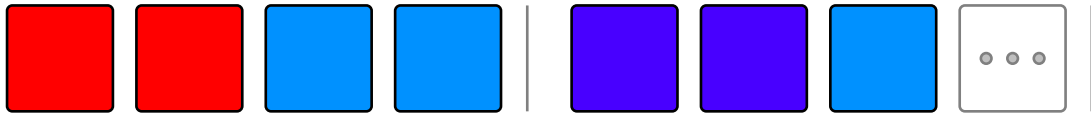


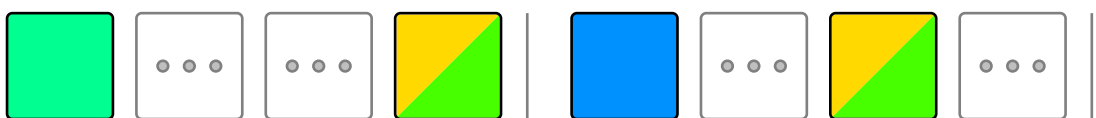
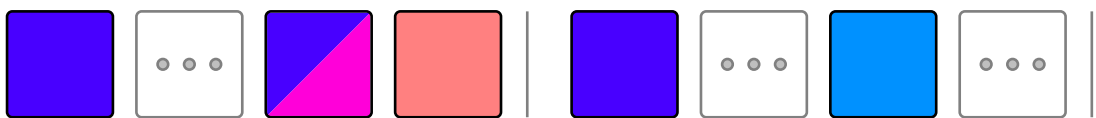
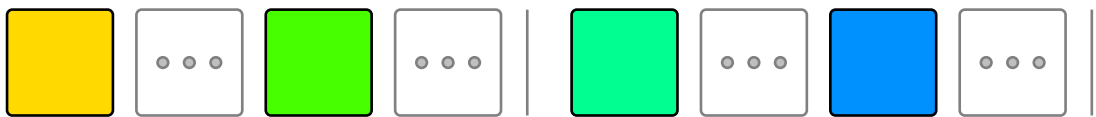

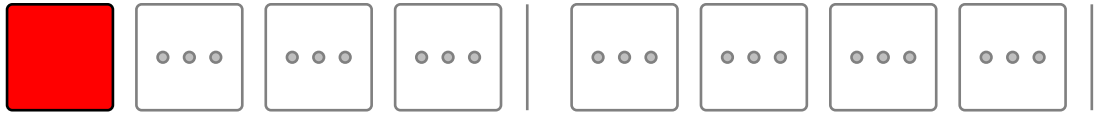



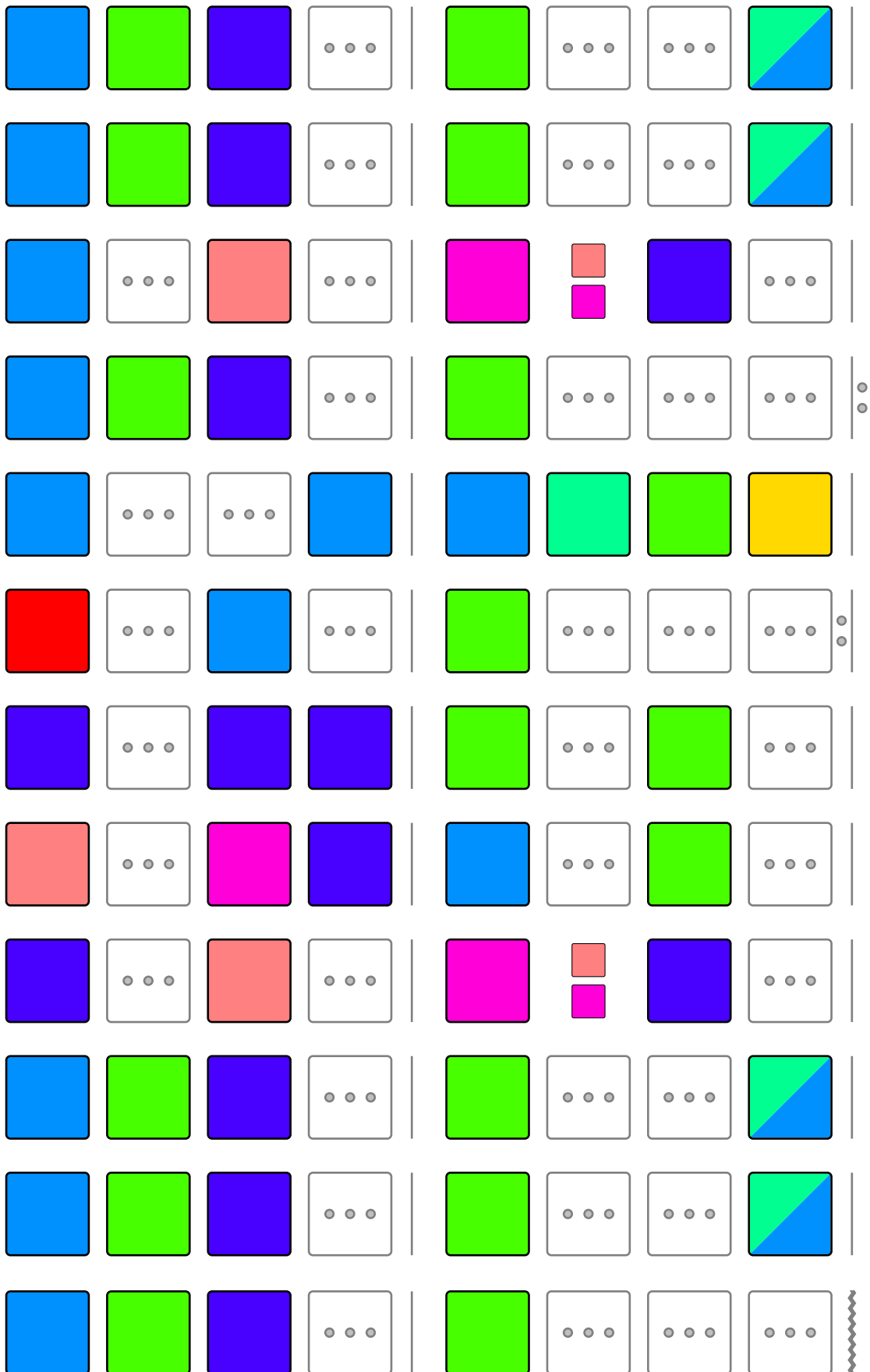


Ha! çu mi diros al vi, panjo? אַה! אַה! Ah ! vous dirai-je, maman

שאגיד לך, אמא?



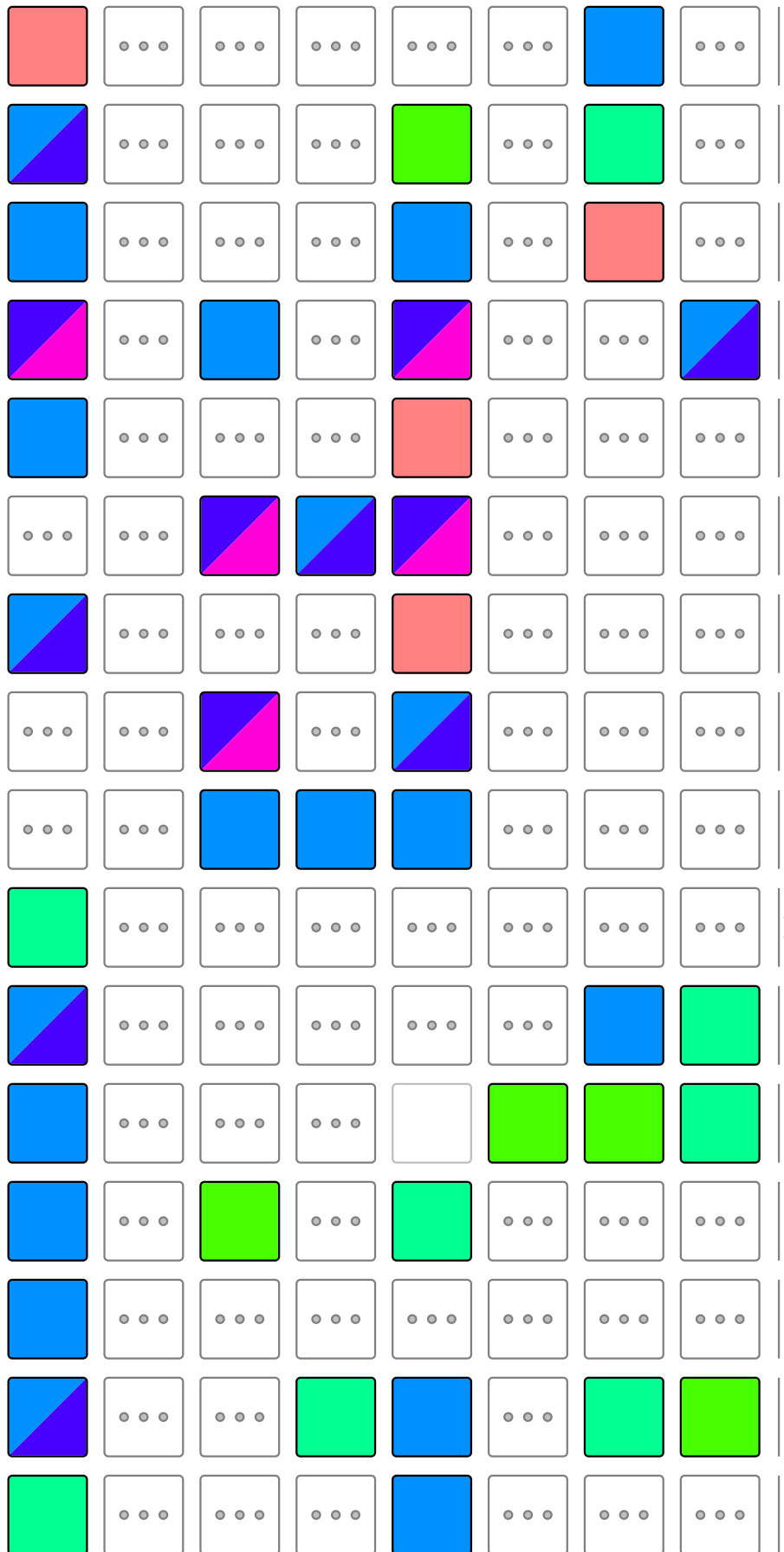









Amarilio mia bela
Giulio Caccini


♥ Amarilli mia bella

אמרילי יפתי
ג'וליו קצ'יני








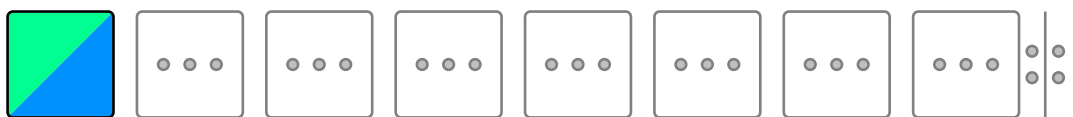

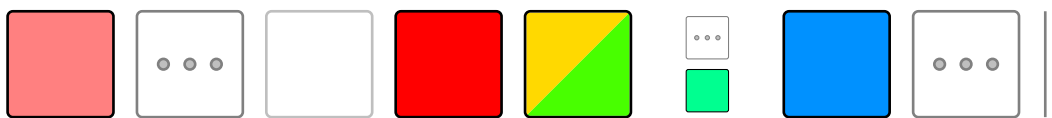
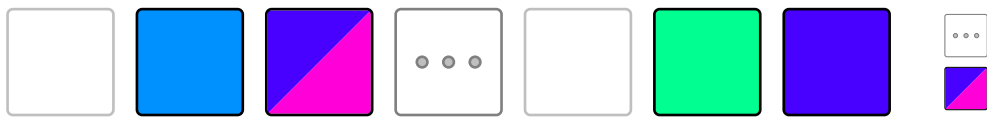
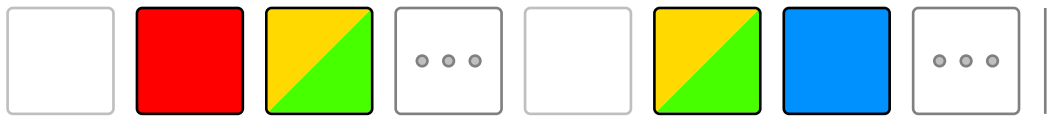
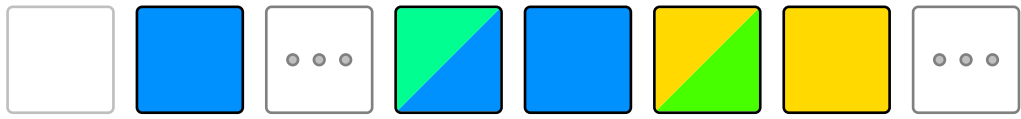
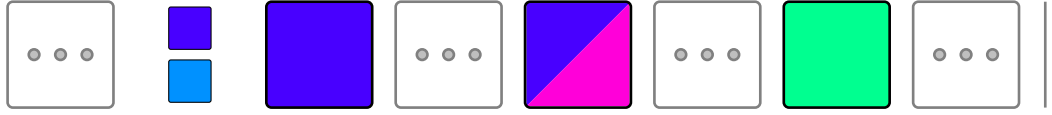



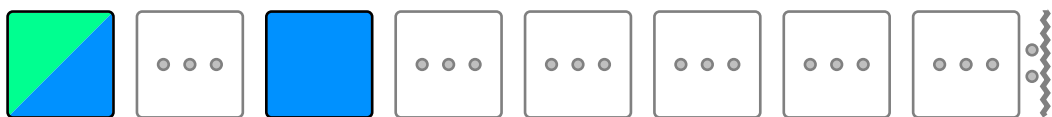
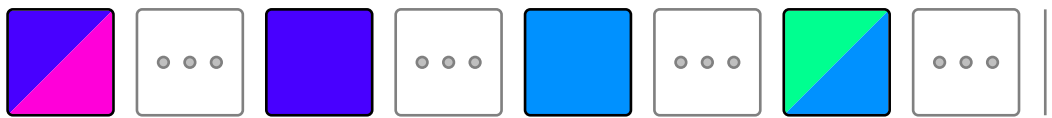
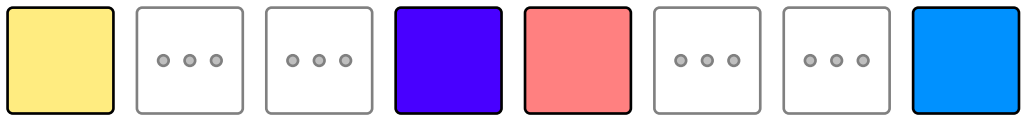

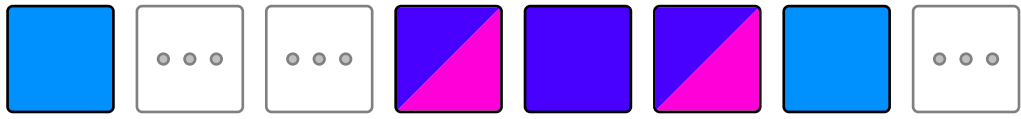
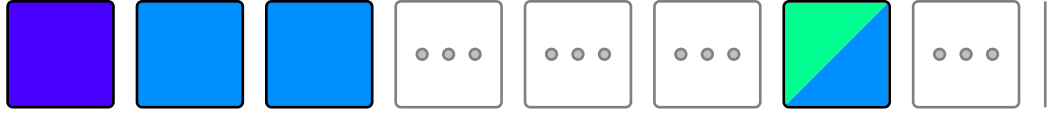

La pavano de la larmoj
John Dowland

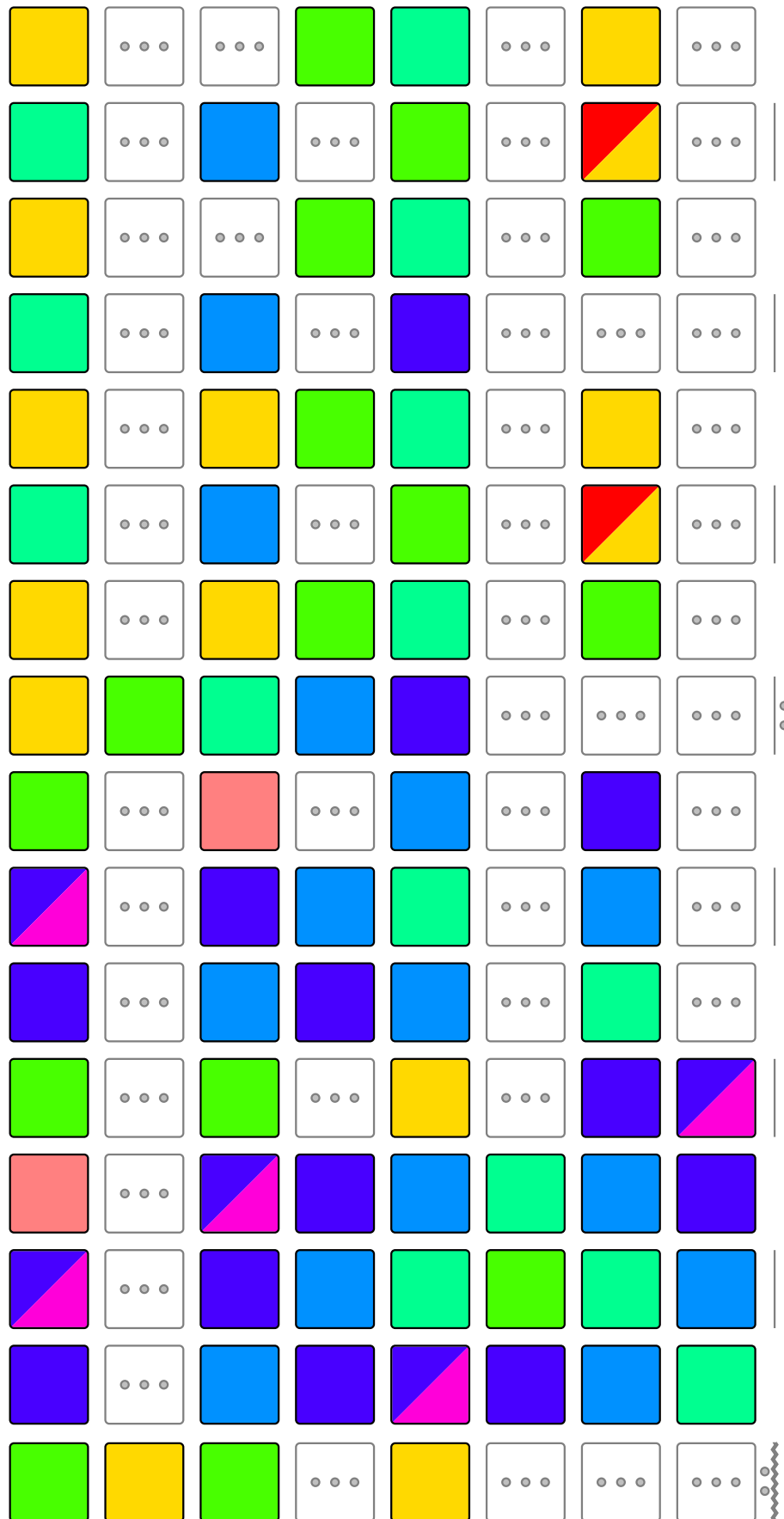
☹ Pavan Lachrymae


זלגו דמעוטי
ג'ון דוולנד



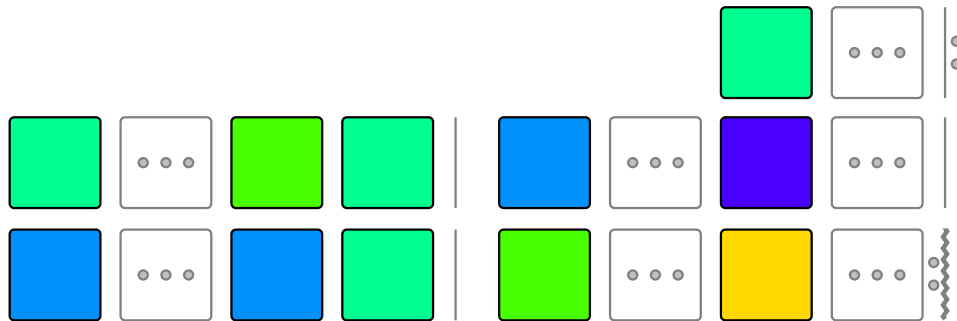




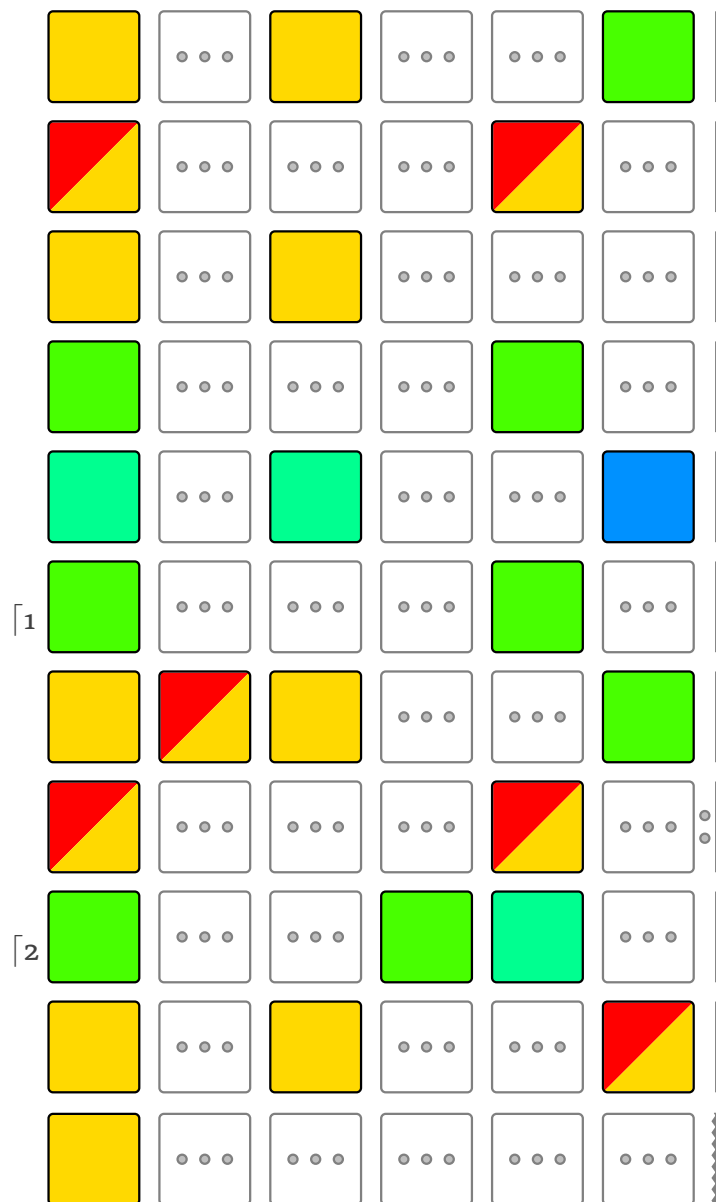














































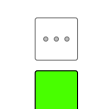





antikva folia :: פוליה מוקדמת




temo (Corelli) :: תימה (קורלי)




וריאציה 19 (קורלי) ∴ 19-a variação (Corelli)

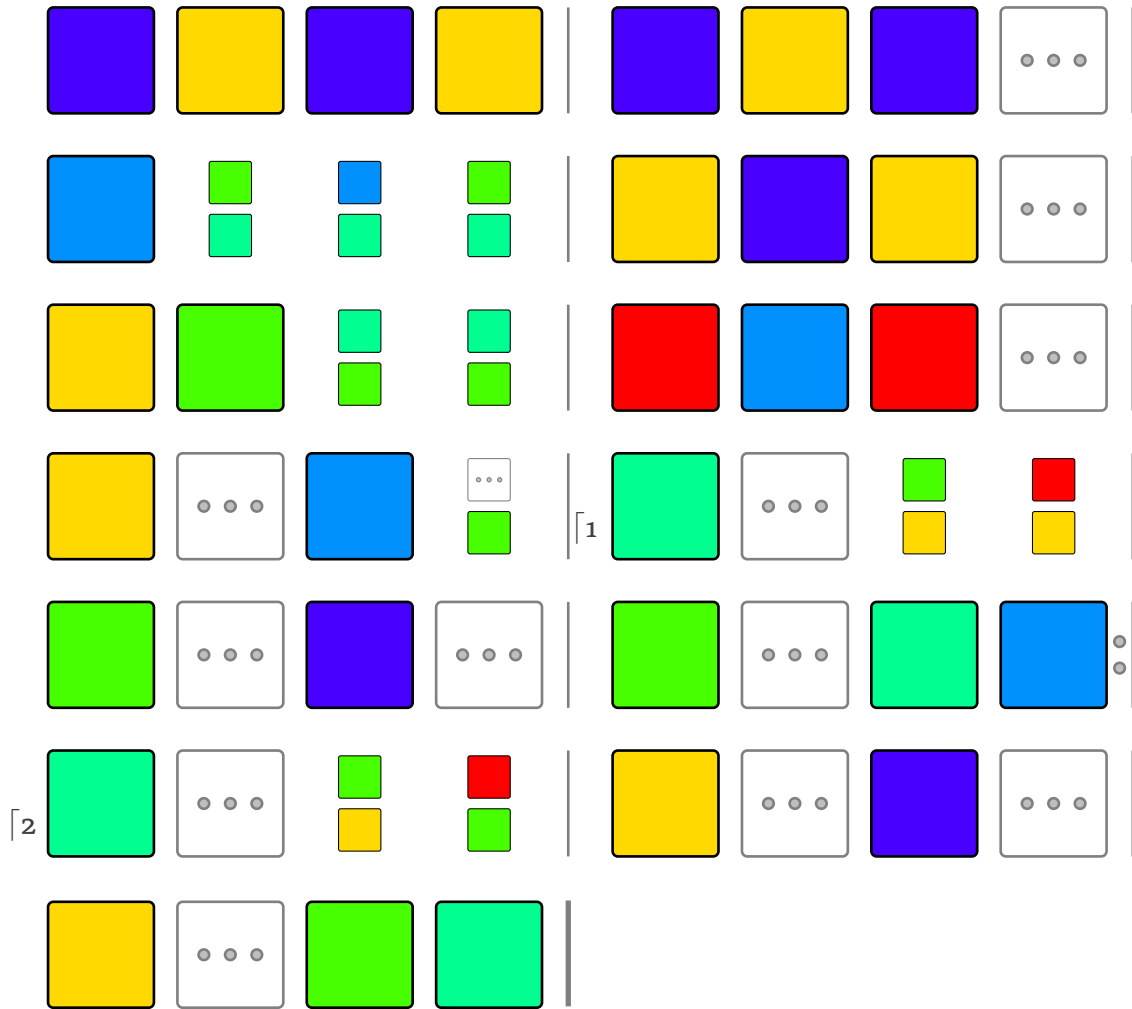
							
							
							
							
							
							
							
							

13-a variaĵo (Vivaldi) ∴ (ויולדי) 13 וריאציה

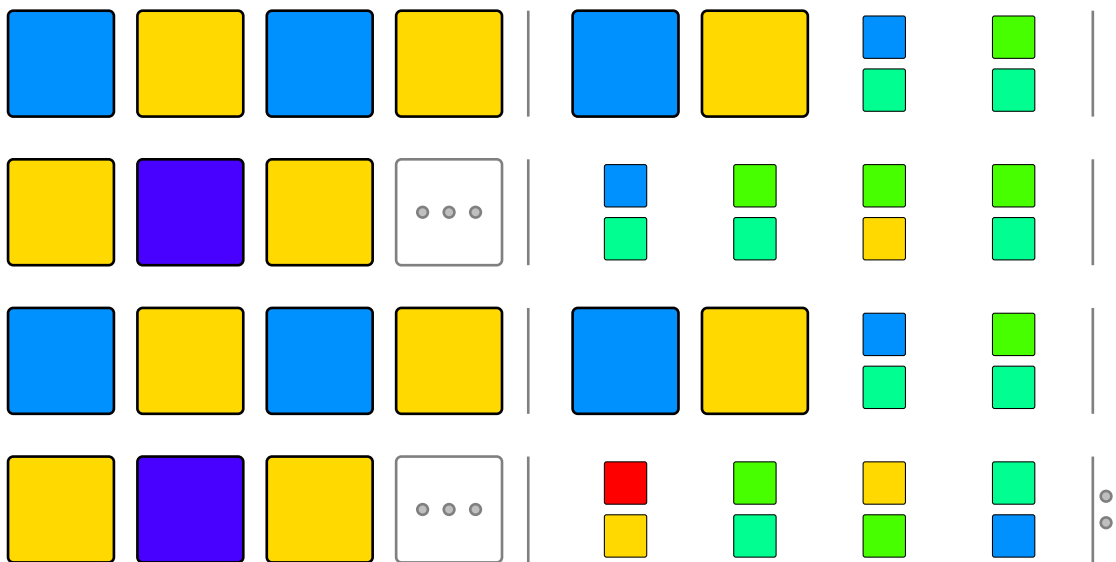




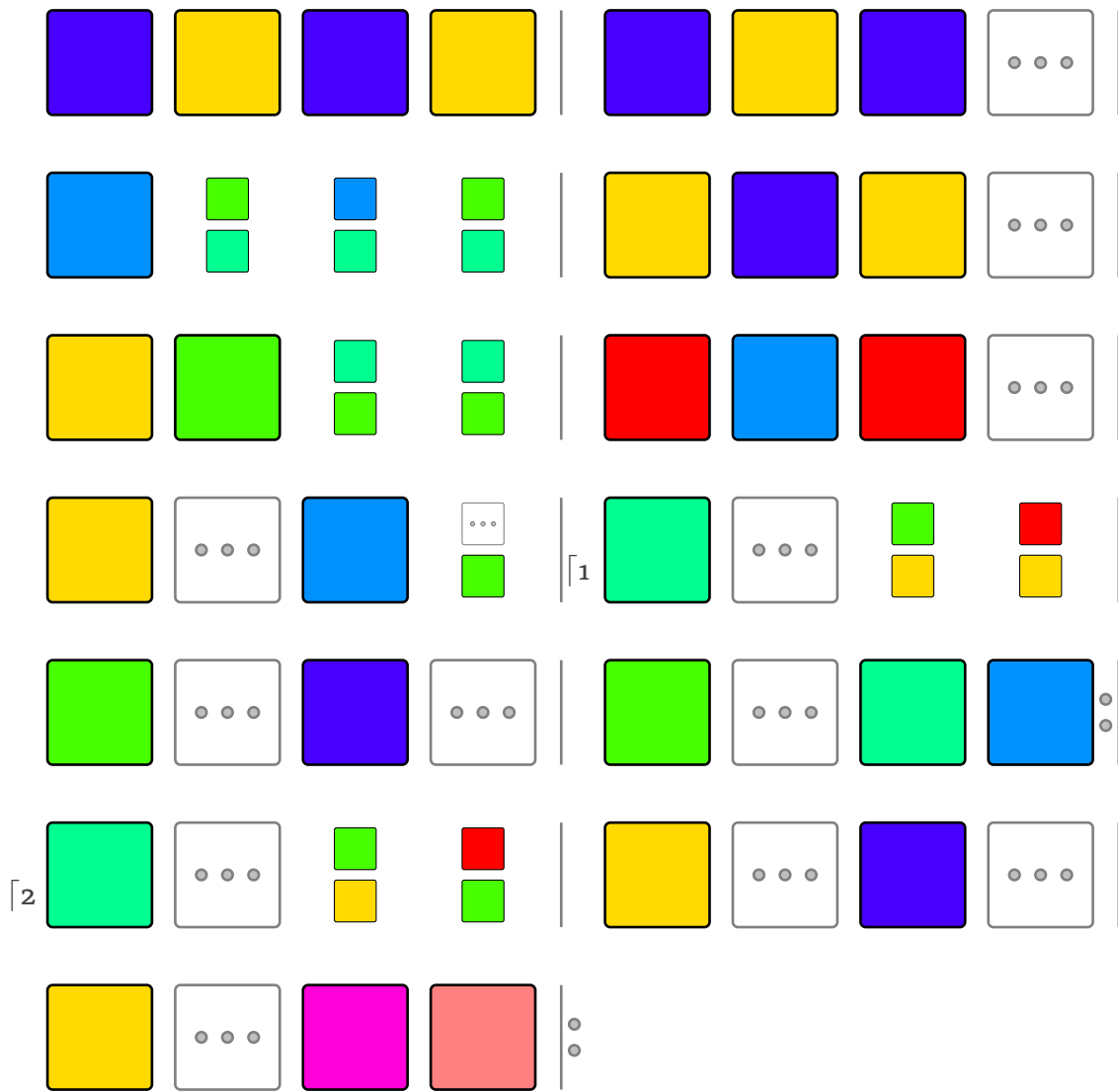
A



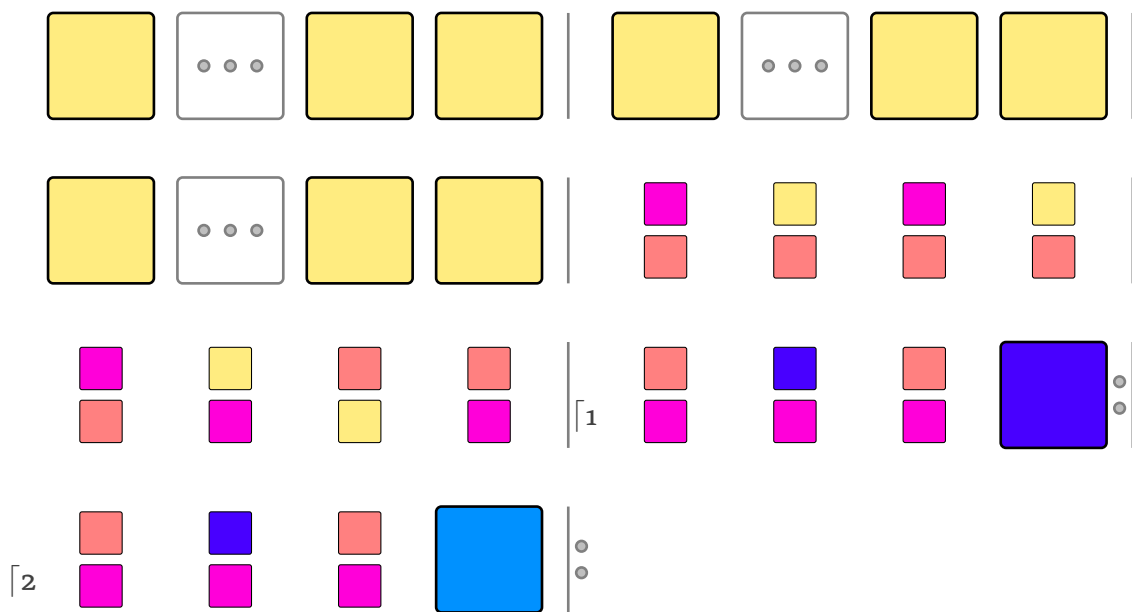
B




A



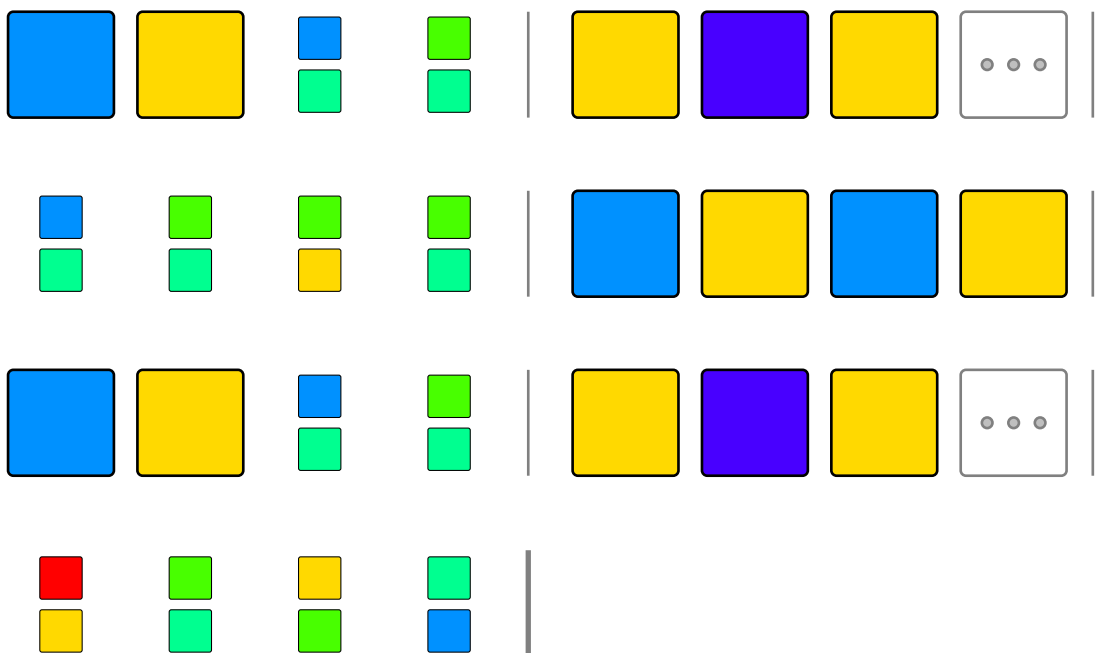
C




A



B

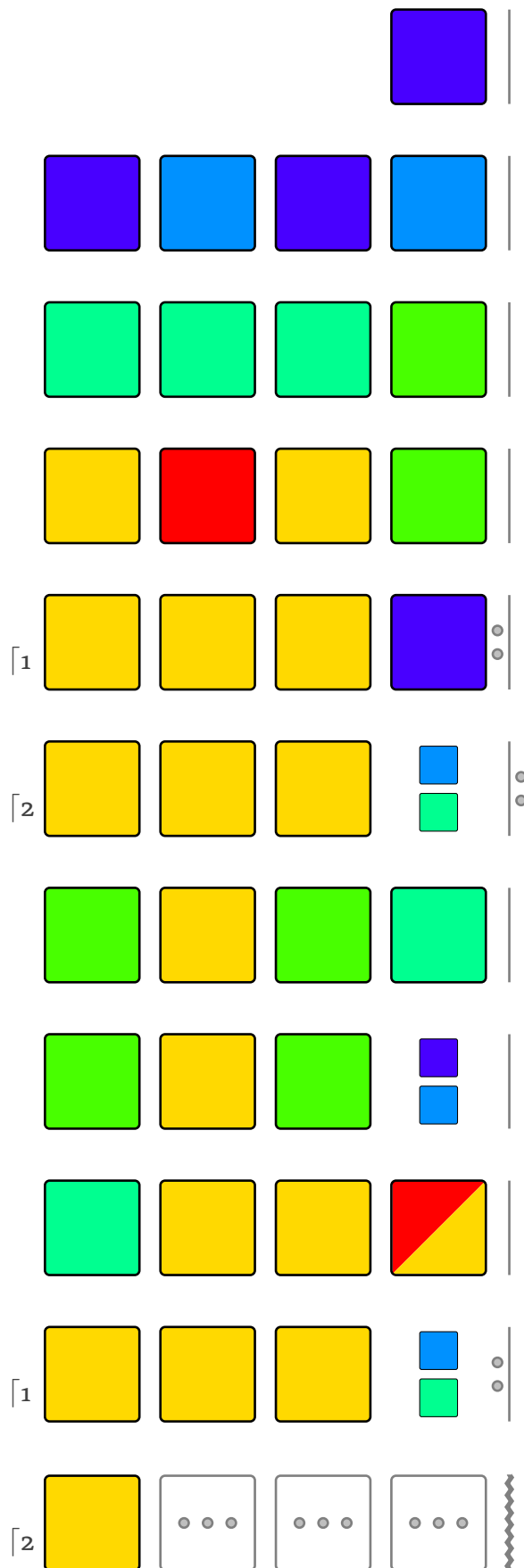


D



E





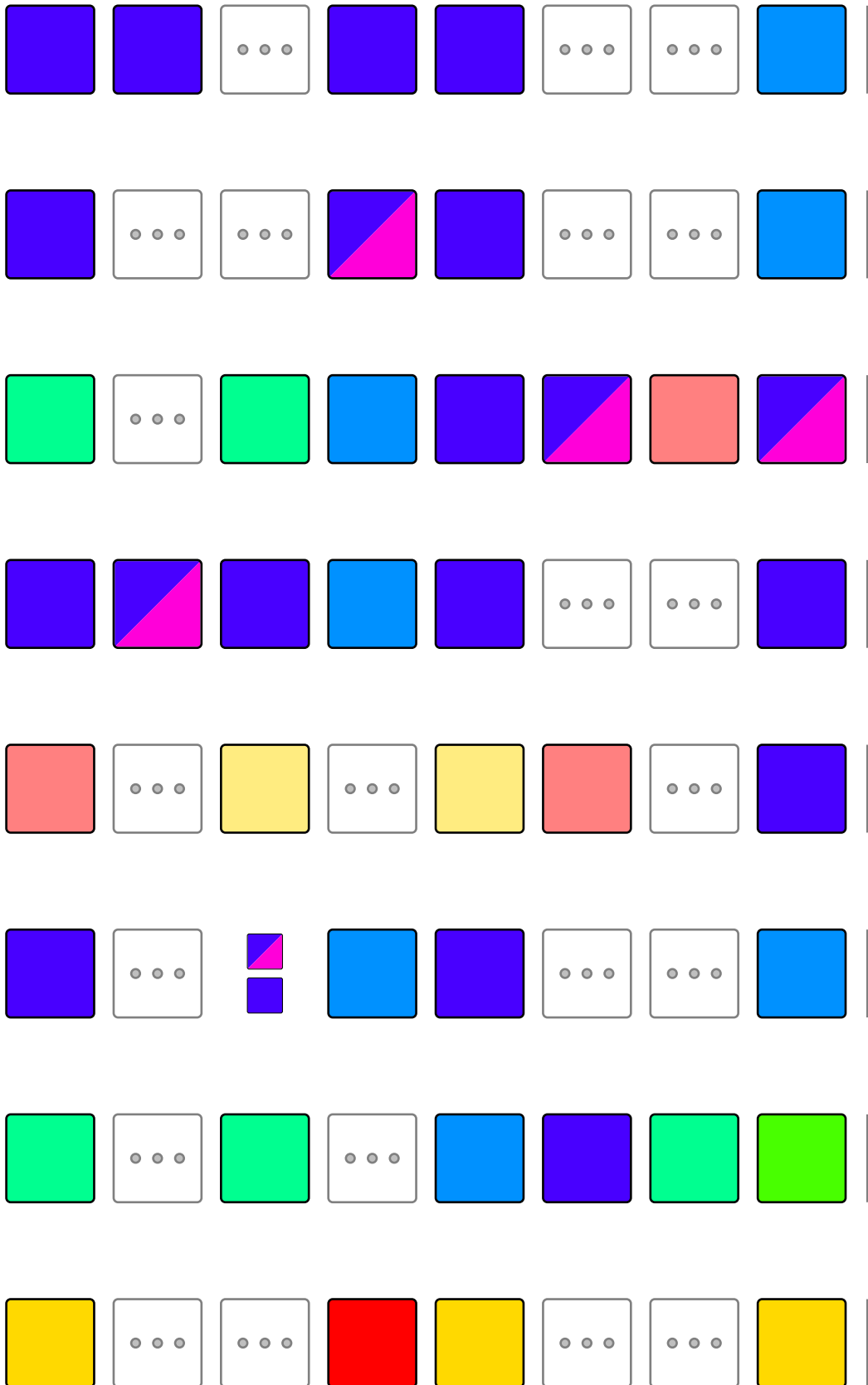
Kantigo 1

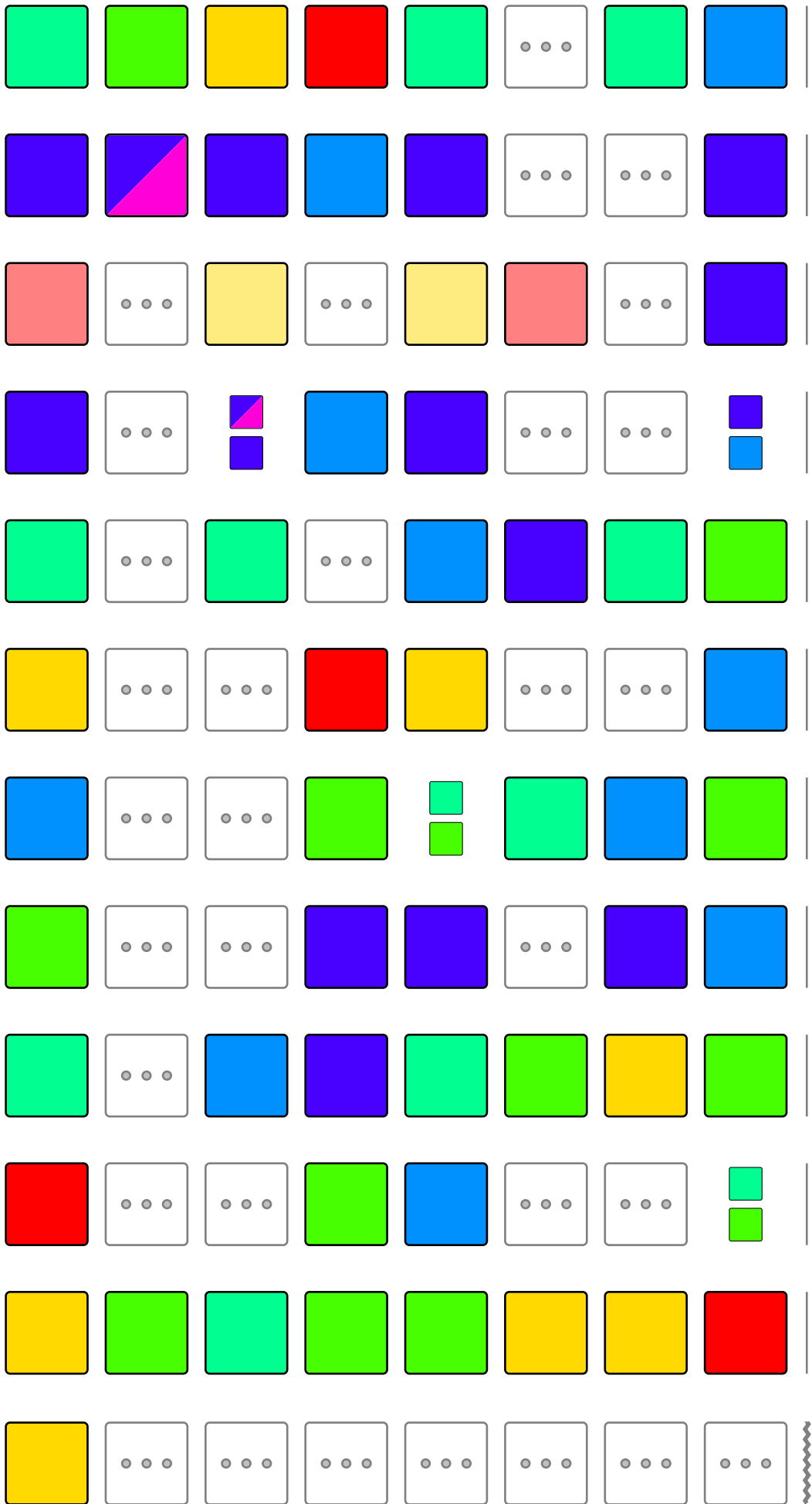
Des oge mais quér' éu
trobar

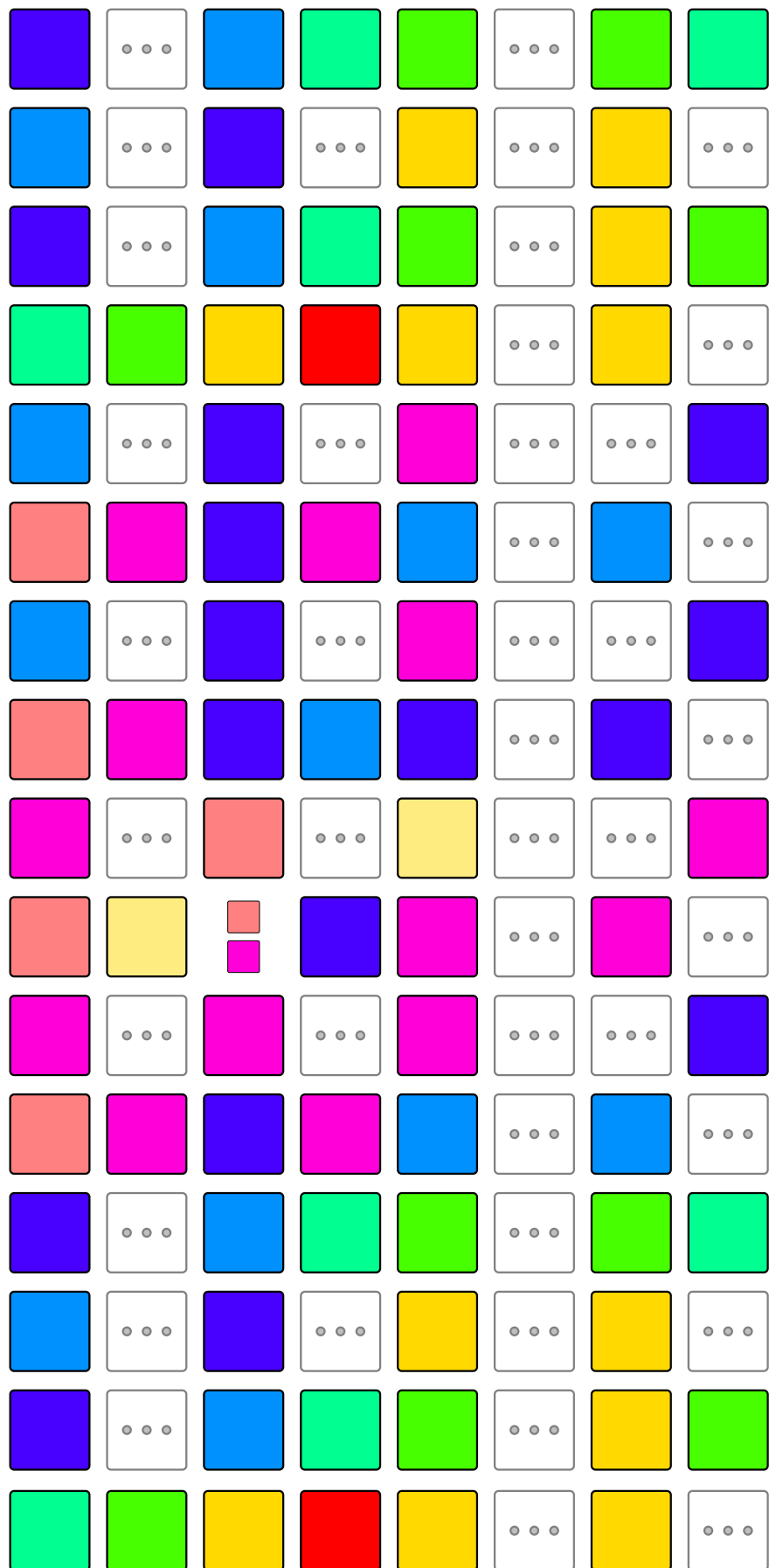
קנטיגה 1


popola / Alfonso la 10-a


עממי / אלפונזו העשירי

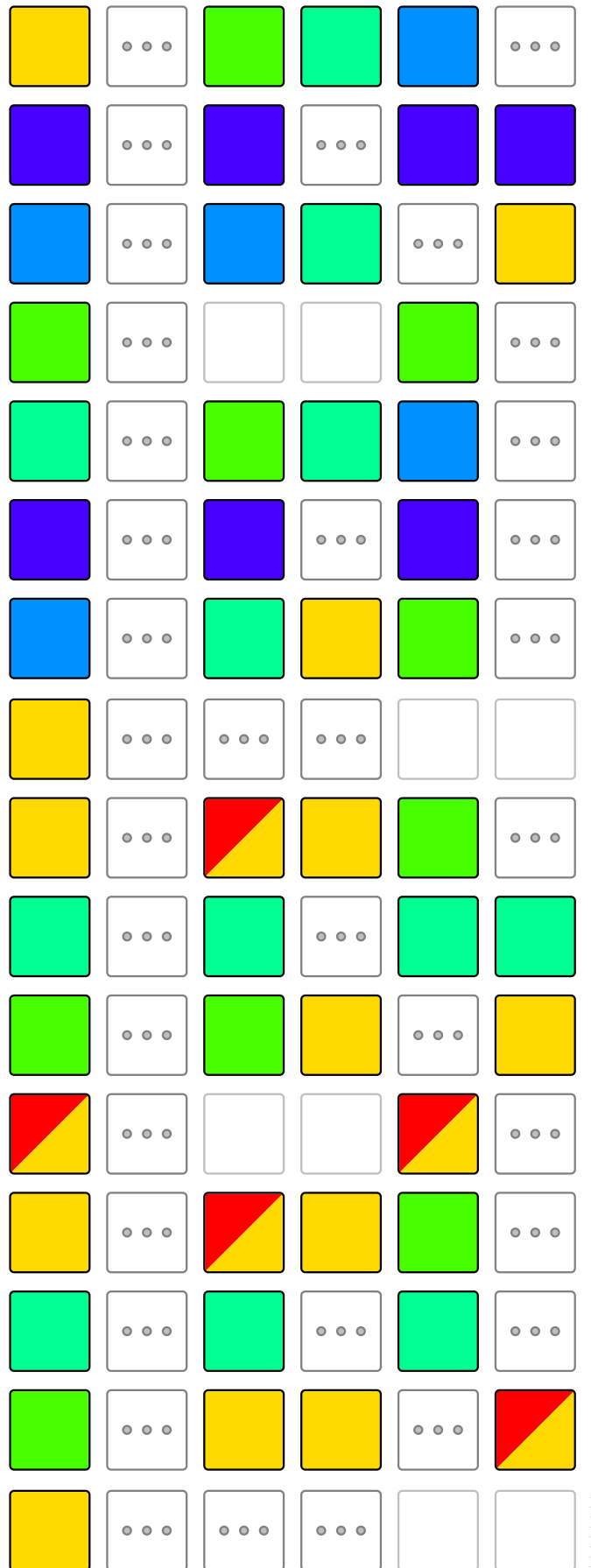


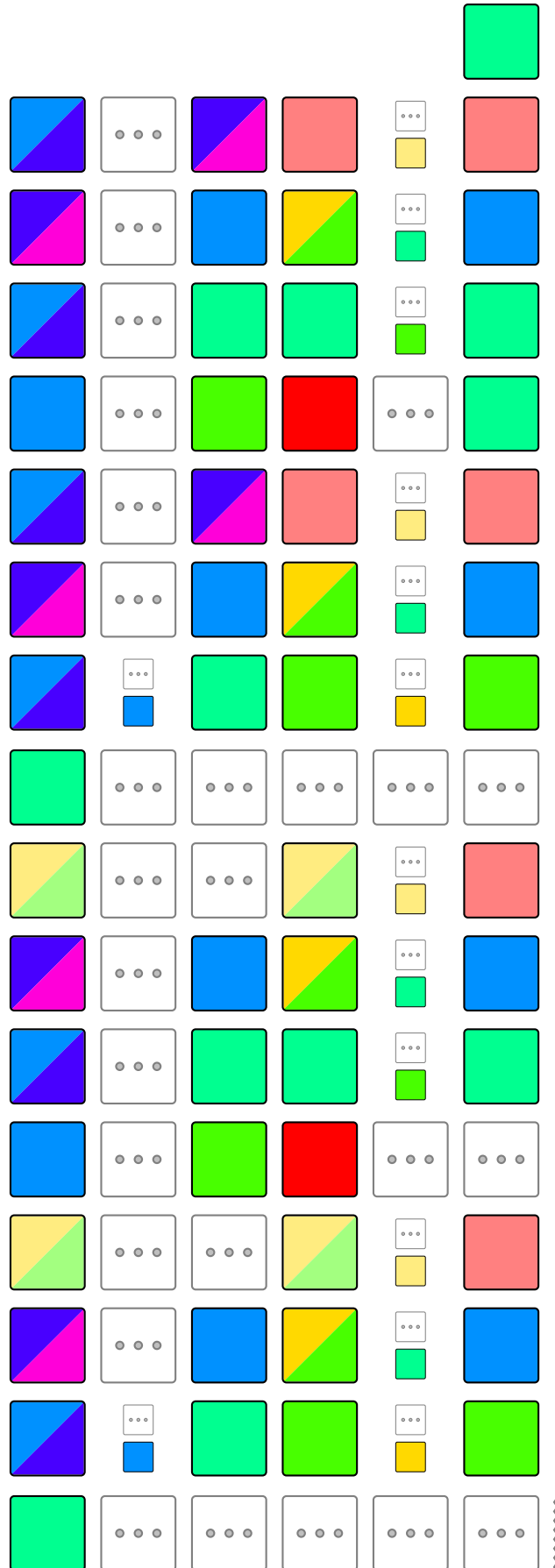








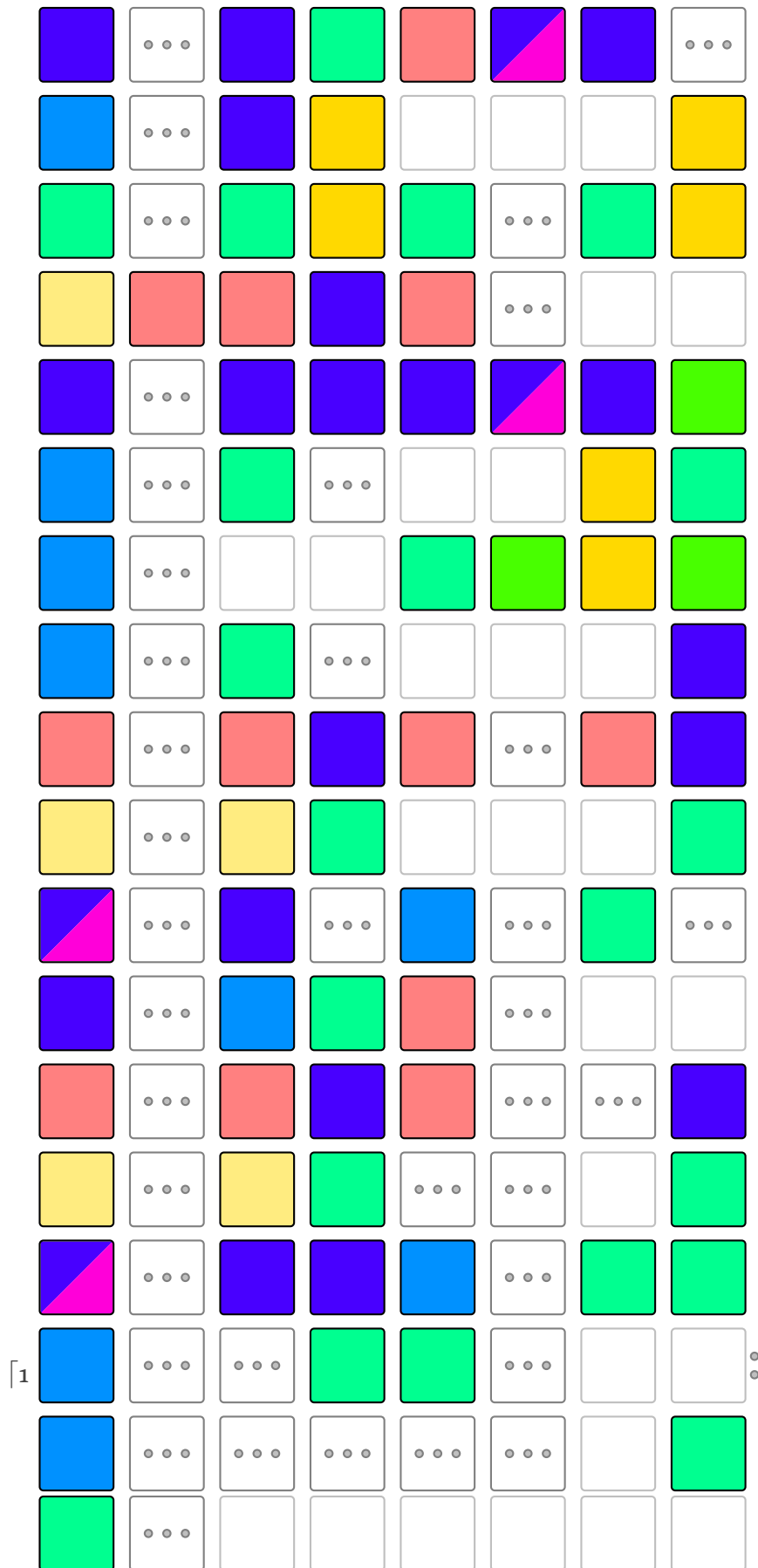




[1									
[2									

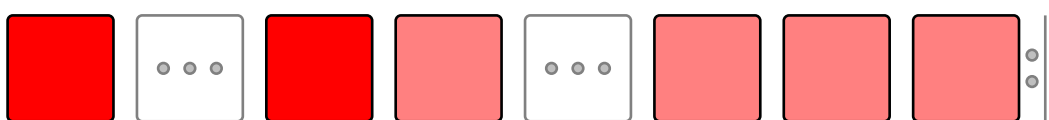
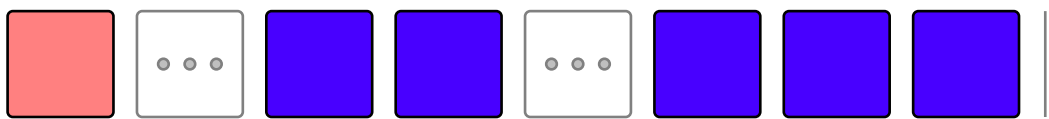
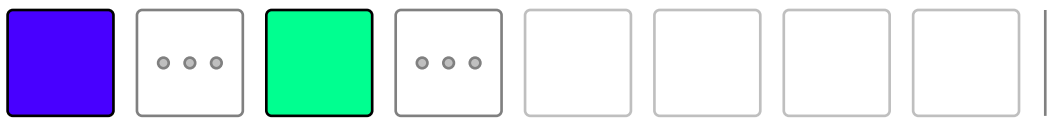
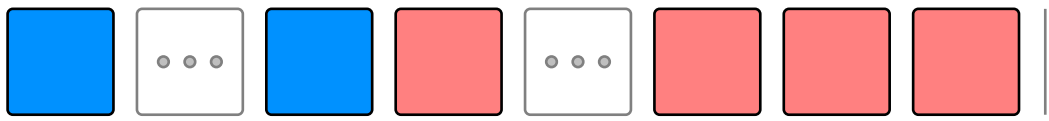
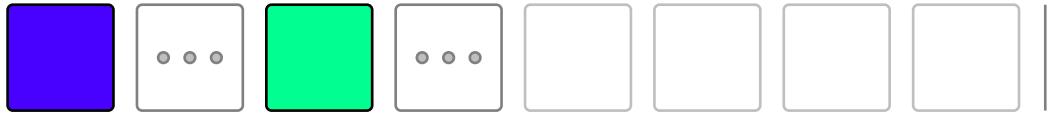
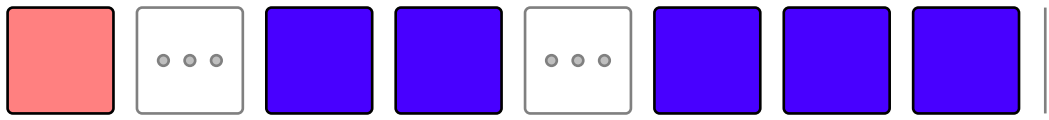


Red	Yellow	Green	Red
Green	...	Red	...	Green
Yellow	Green	Cyan	Cyan	Green	Yellow
Cyan
Green	Cyan	Blue	Green
Blue	...	Green	...	Blue
Cyan	Blue	Purple	Purple	Blue	Cyan
Purple
Blue	Red	Yellow	Green	Cyan	Blue
Purple
Purple	Yellow	Green	Diagonal Blue	Blue	Purple
Magenta
Magenta	Green	Diagonal Blue	Diagonal Purple	Purple	Magenta
Red	Red	Magenta
Purple	...	Cyan	...	Magenta	...	Blue	...
Red	...	Blue	...	Green	...	Yellow	...
Red





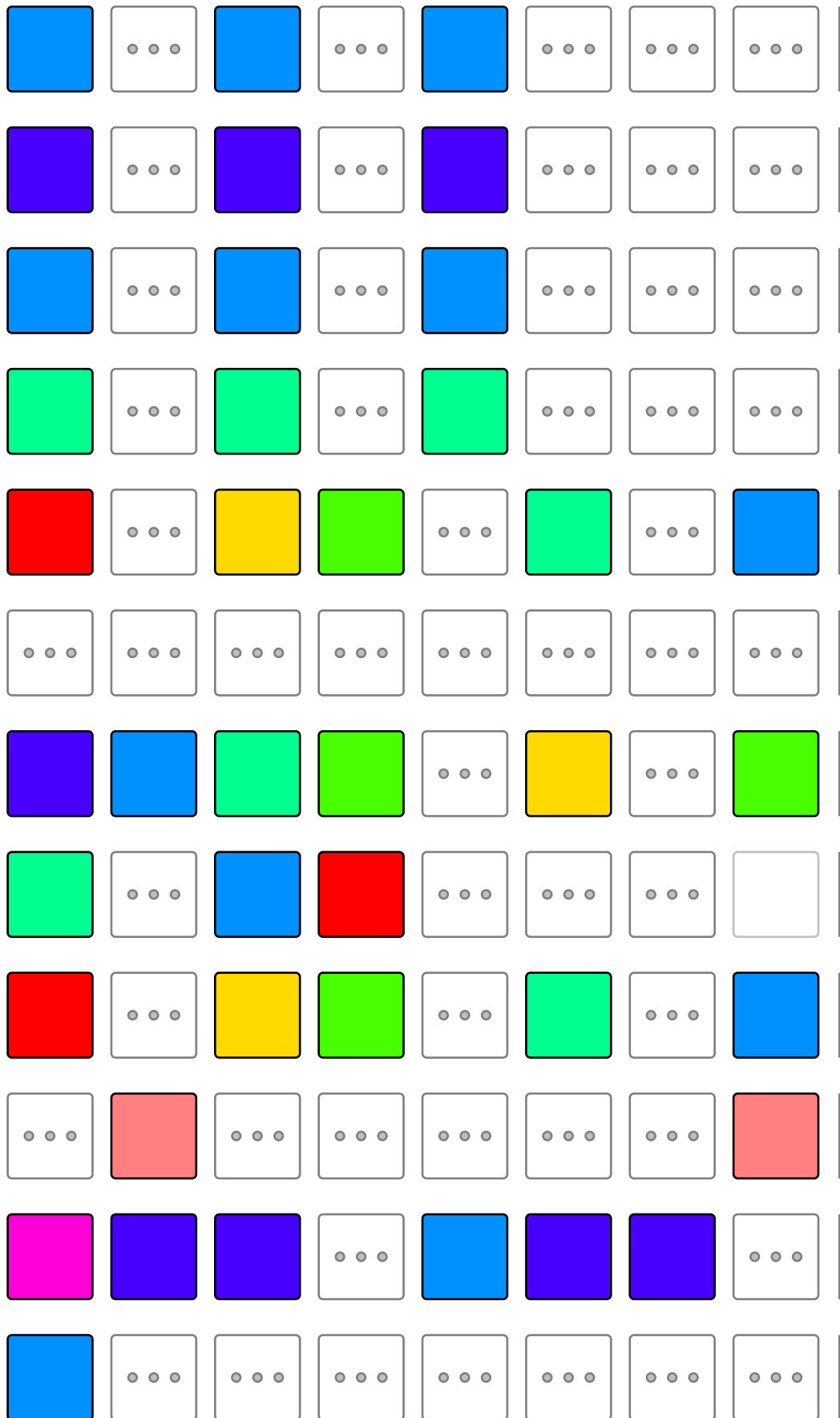
The image displays a grid of 8 rows, each containing 8 items. The items are squares or boxes with various colors and patterns. The first row has a single red square. The second row has three blue squares, a green square, a white box with three dots, a red square, another white box with three dots, and another red square. The third row has three blue squares, a green square, a white box with three dots, another white box with three dots, a white box, and a red square. The fourth row has three yellow squares, a square with a diagonal split (blue on top-left, pink on bottom-right), a white box with three dots, another square with the same diagonal split, another white box with three dots, and a third square with the same diagonal split. The fifth row has three yellow squares, a square with the diagonal split, a white box with three dots, another white box with three dots, a white box, and a square with the diagonal split. The sixth row has four yellow squares, a white box with three dots, another white box with three dots, a yellow square, and a white box with three dots. The seventh row has a yellow square, three red squares, a white box with three dots, another white box with three dots, a white box, and a blue square. The eighth row has four blue squares, a white box with three dots, another blue square, a white box with three dots, and another blue square. The ninth row has a blue square, a light blue square, a dark blue square, a red square, a white box with three dots, another white box with three dots, a white box, and another white box.




Iam estis... la vivo
Michel Legrand

☠ Il était une fois... la vie

היה היה... החיים
מישל לגרה

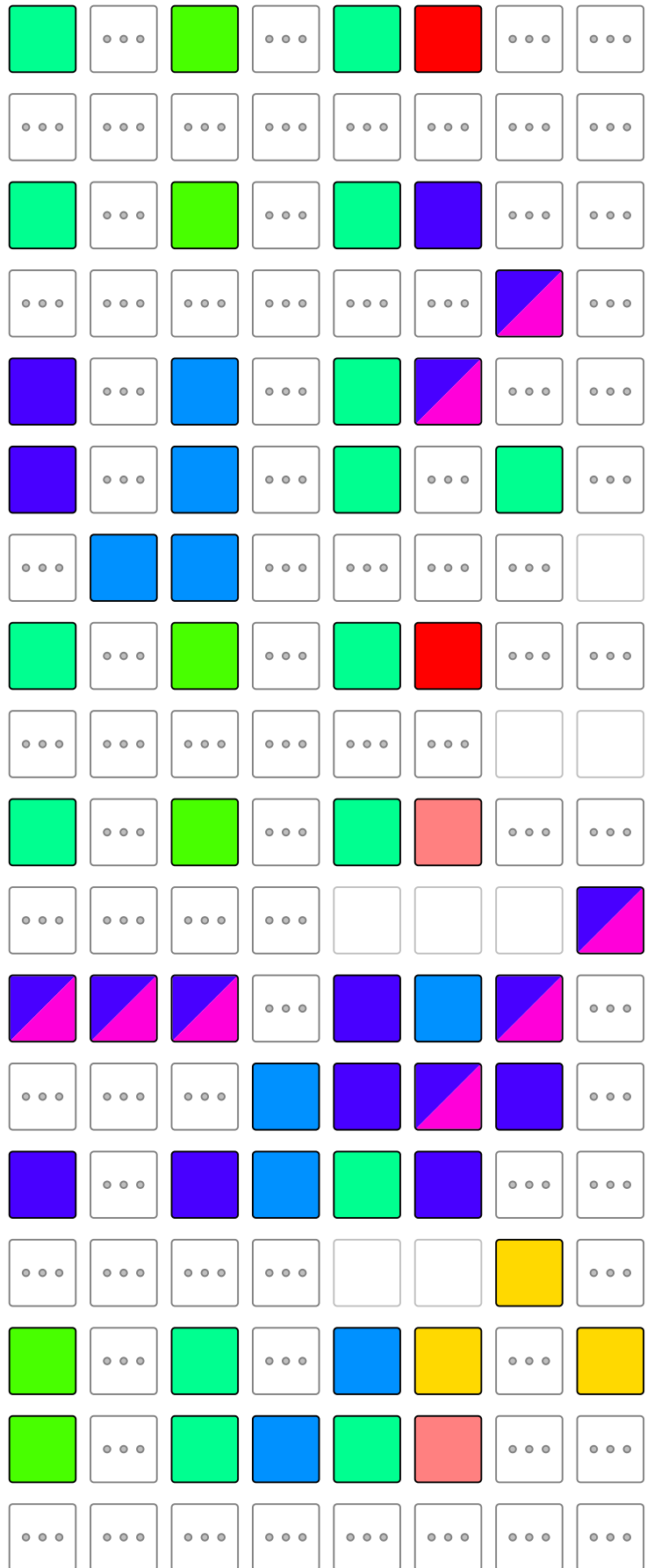


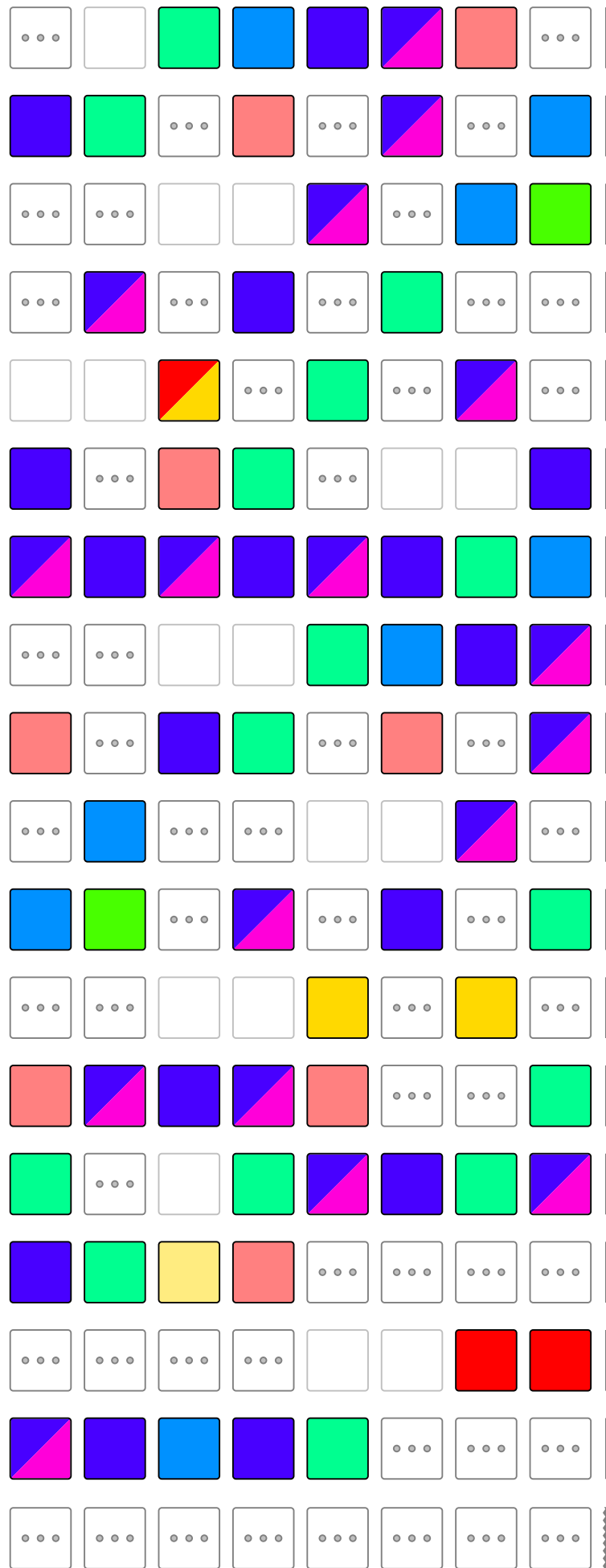


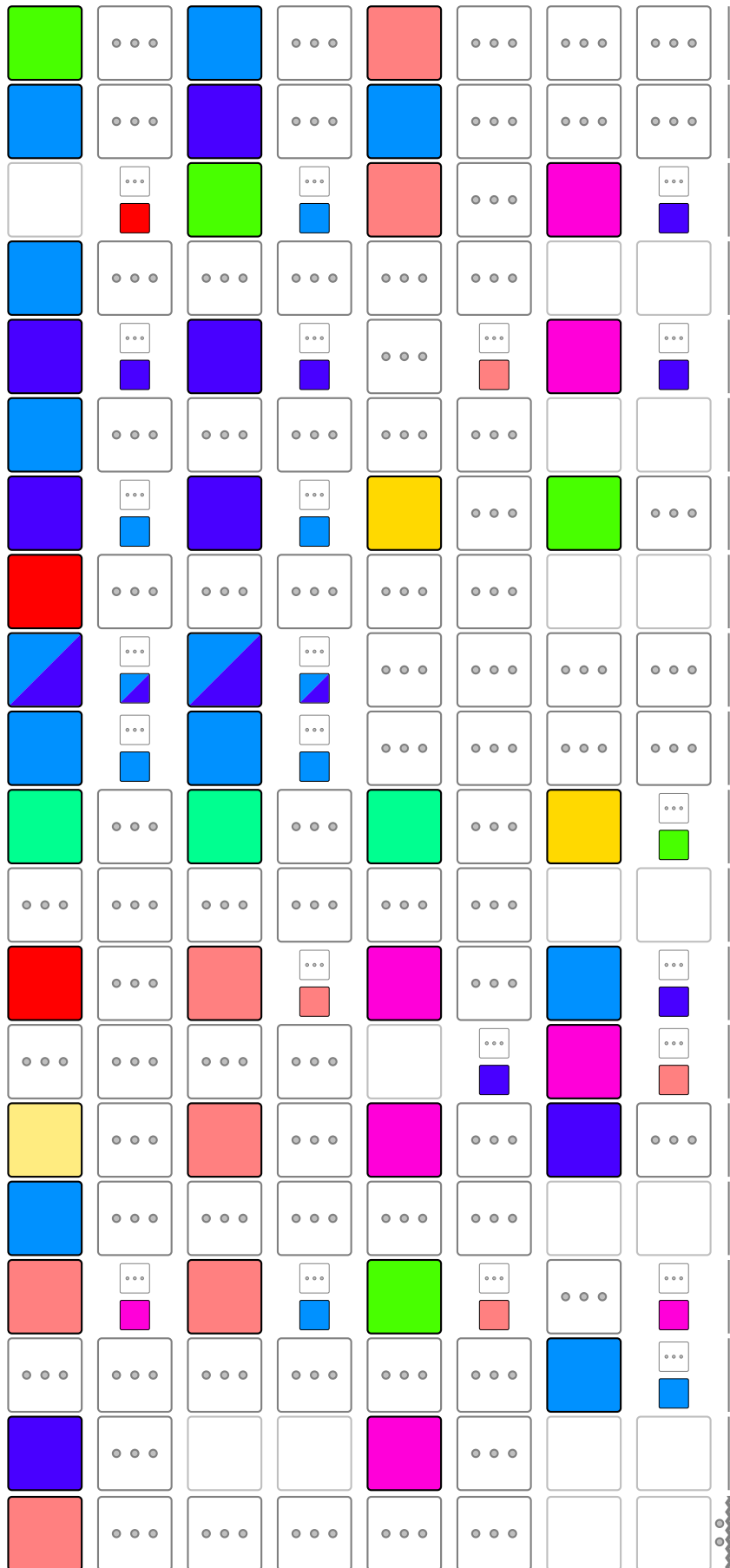
Mia najbaro Totoro
Gō Hisaiši


となりのトトロ
久石譲

השקן שלי טוטורו
ג'ו היסאישי







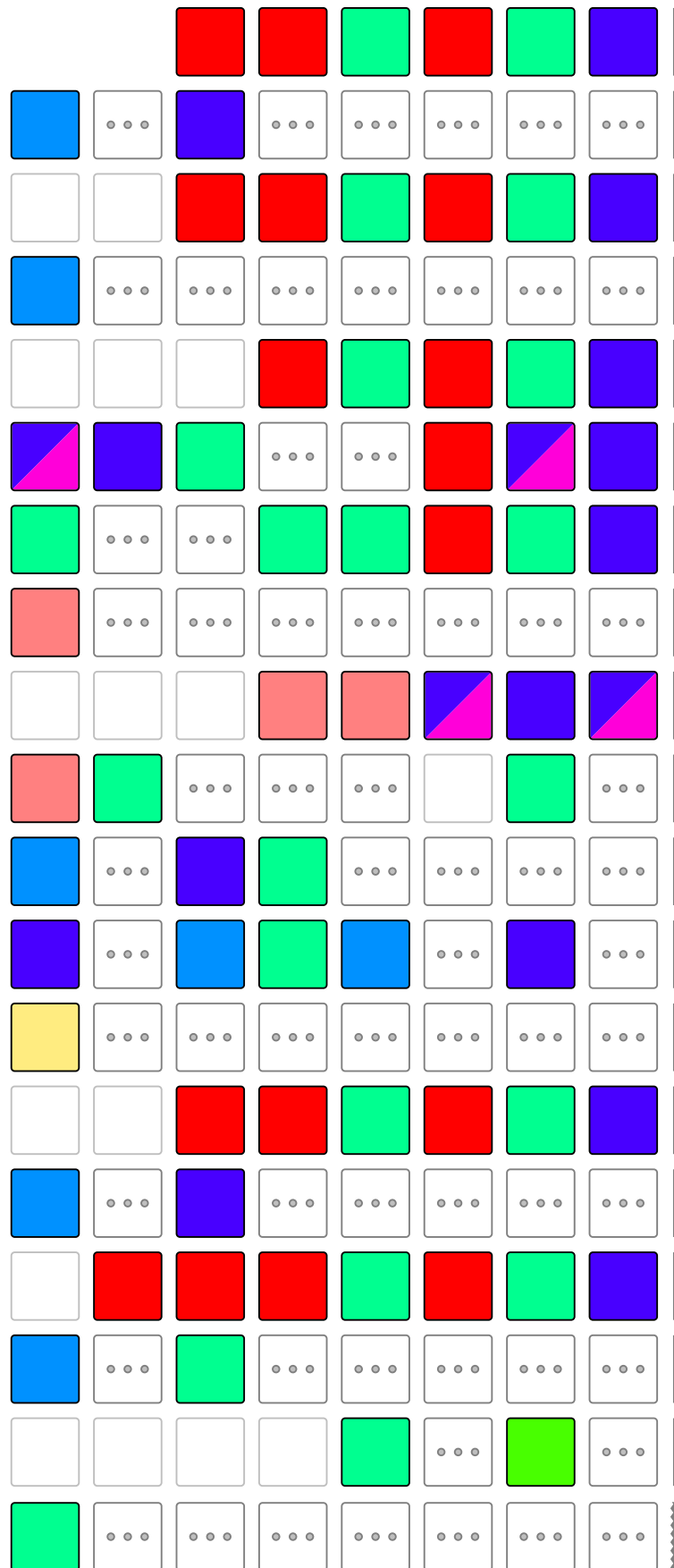


Frosta: Ĉu vi volas konstrui neĝhomon?
 Kristen Anderson-Lopez kaj Robert Lopez

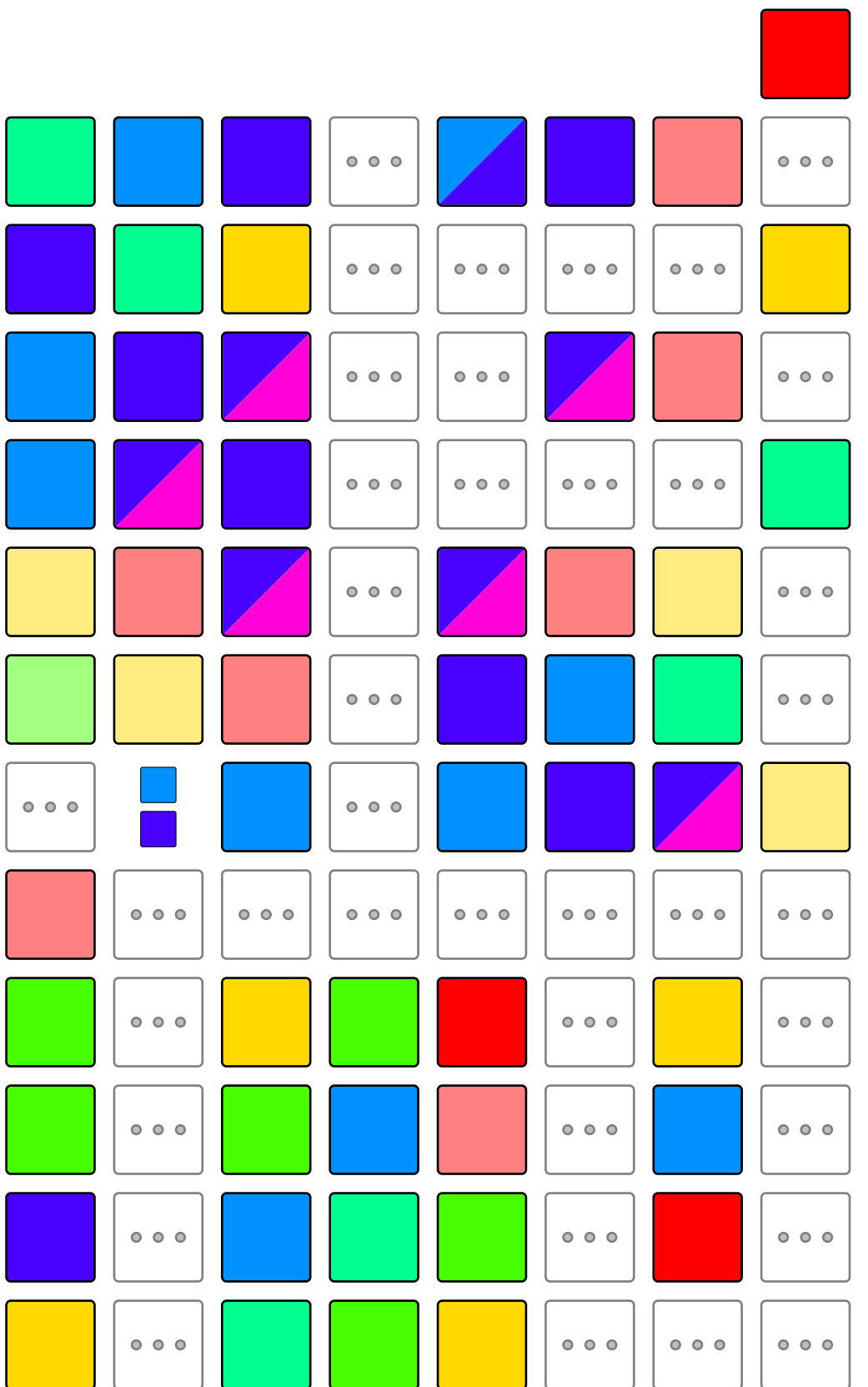


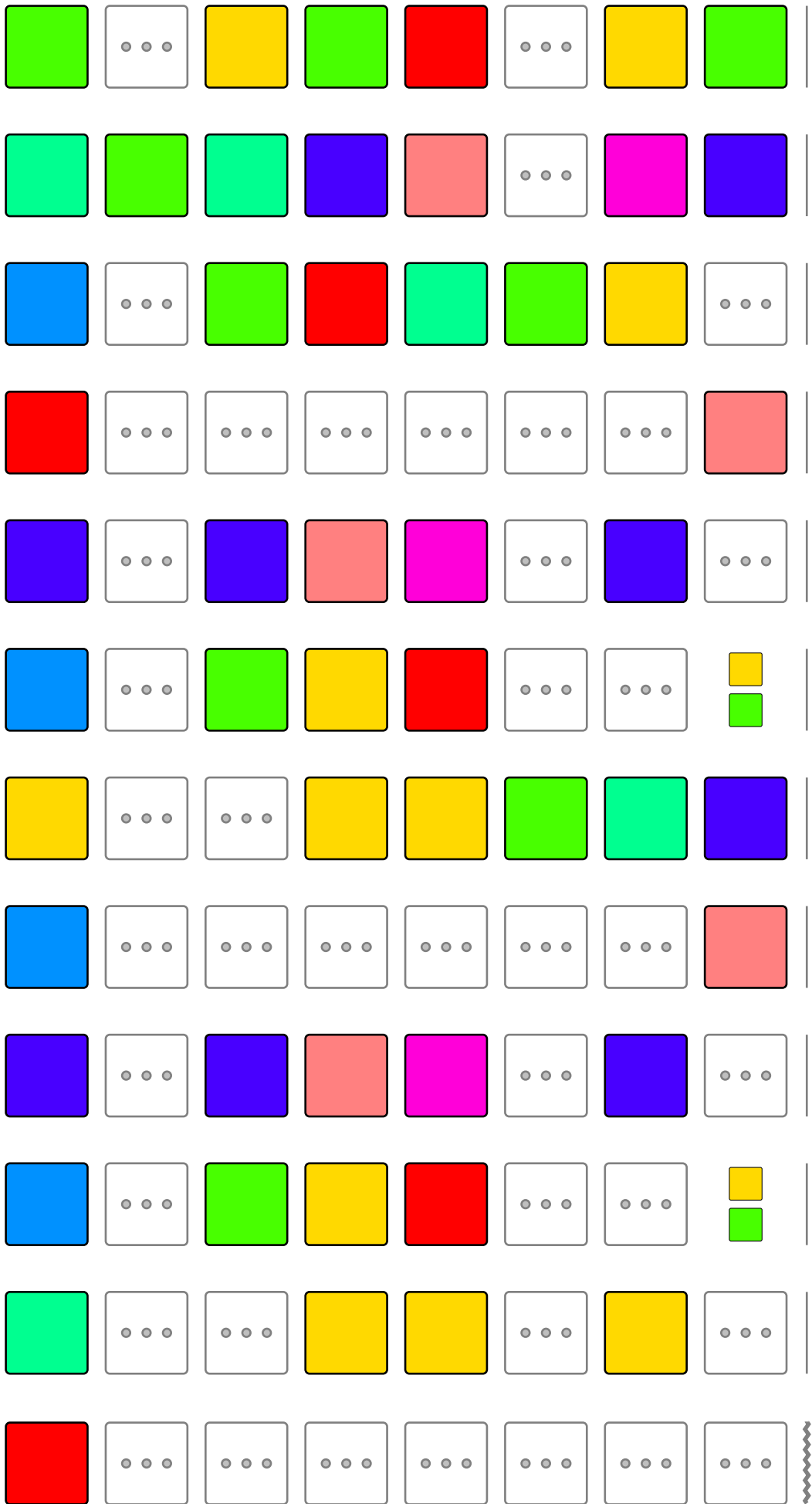
Frozen: Do You Want to Build a Snowman?

לשבור את הקרח: את רוצה לבנות איש שלג?
 קריסטן אנדרסון-לופז ורוברט לופז




I

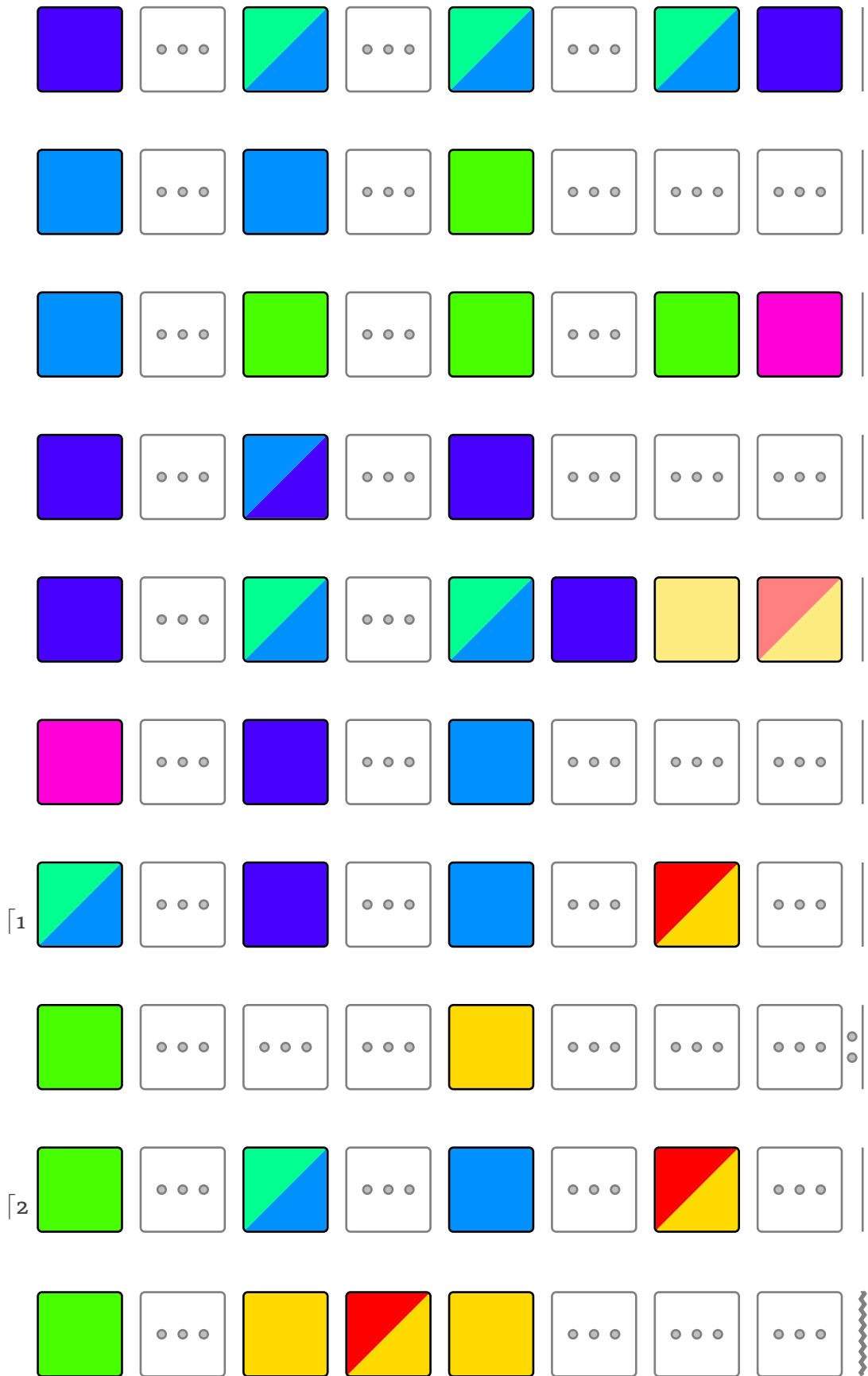





II



III




IV

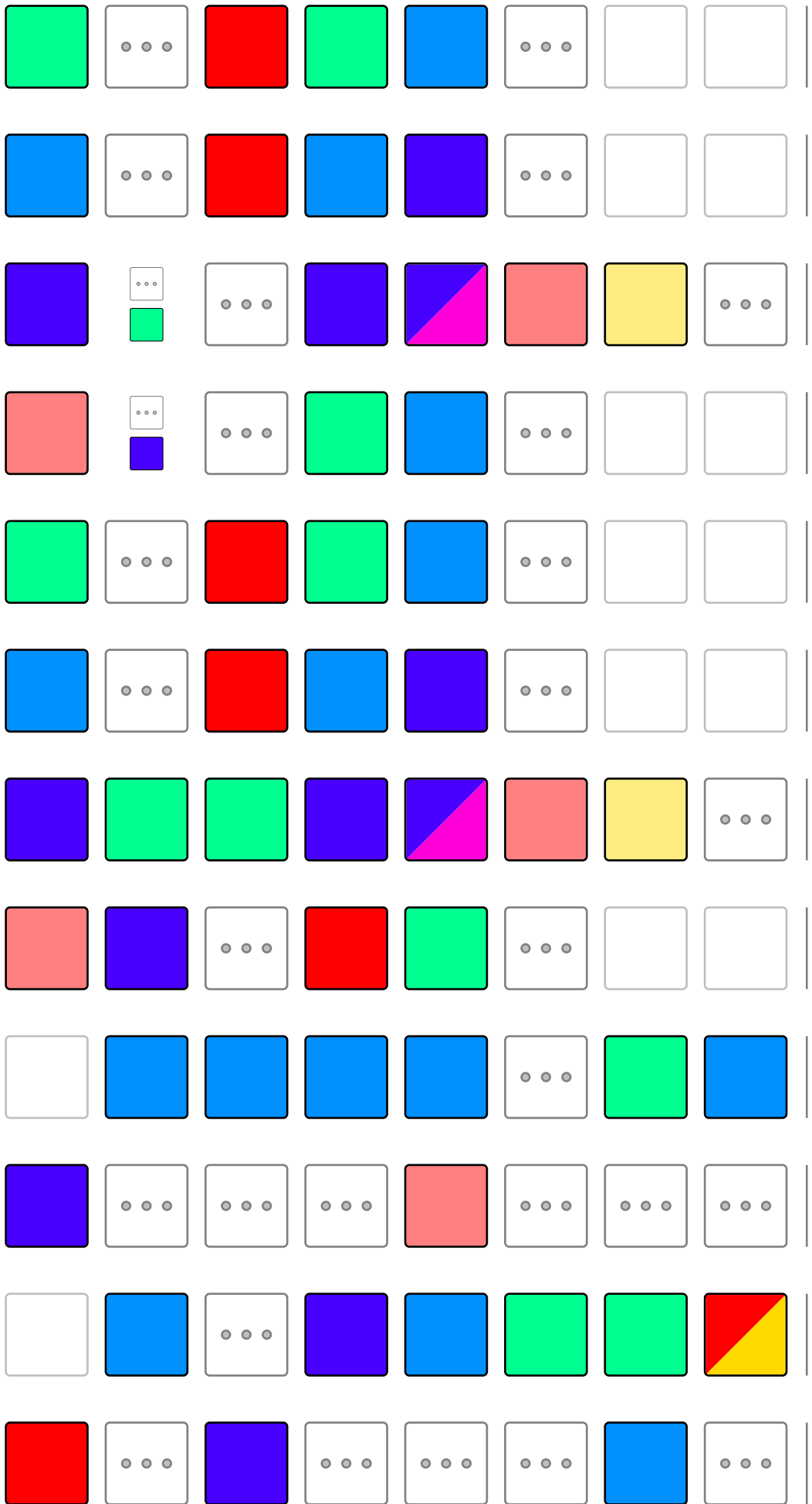



Ponjo sur la klifo
Ĝo Hisaiŝi

崖の上のポニョ
久石譲


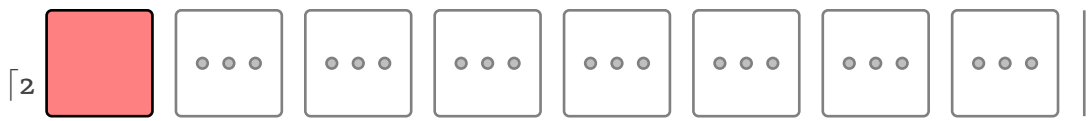
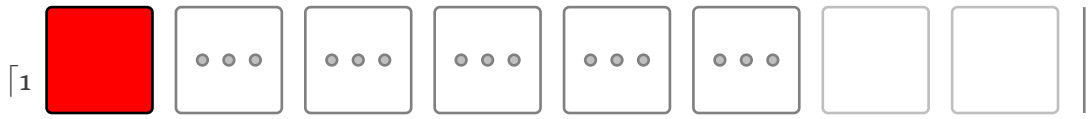
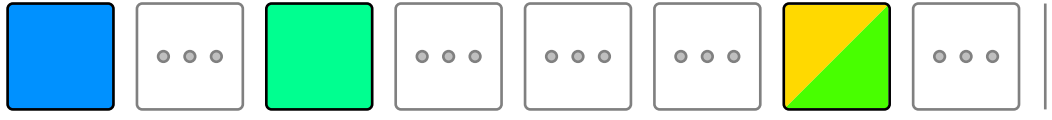
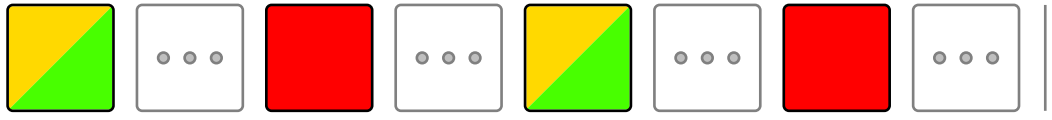

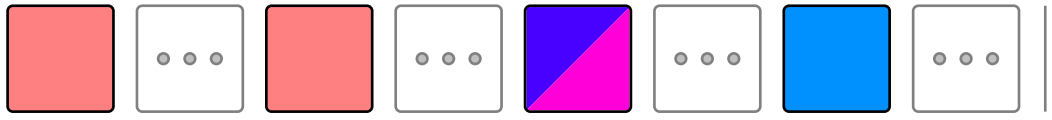
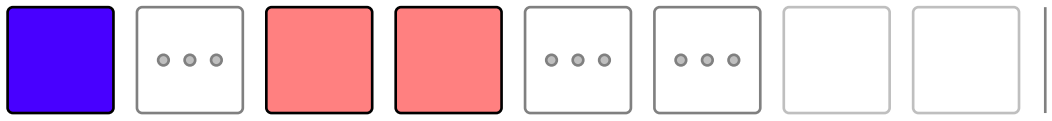
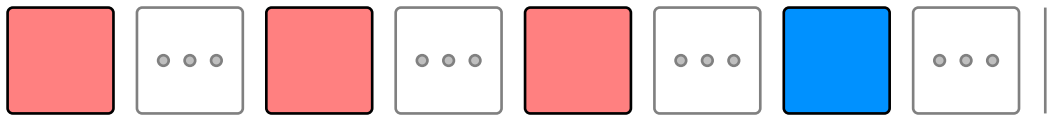
פוניו על הצוק
ג'ו היסאישי









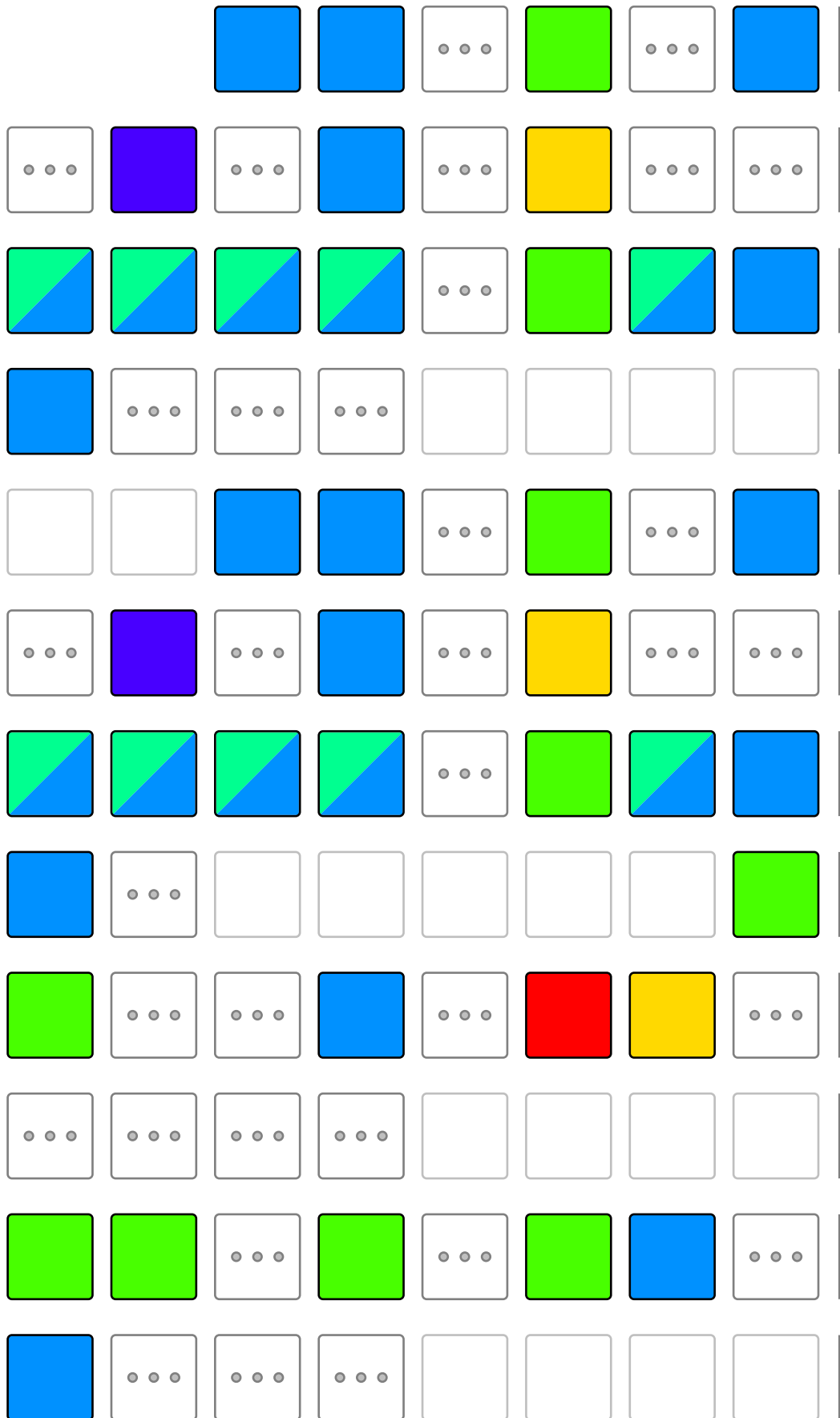






Sub via sorçô
Joss Whedon

⊕ Under your Spell

תחת כישופך
ג'וס ווידון





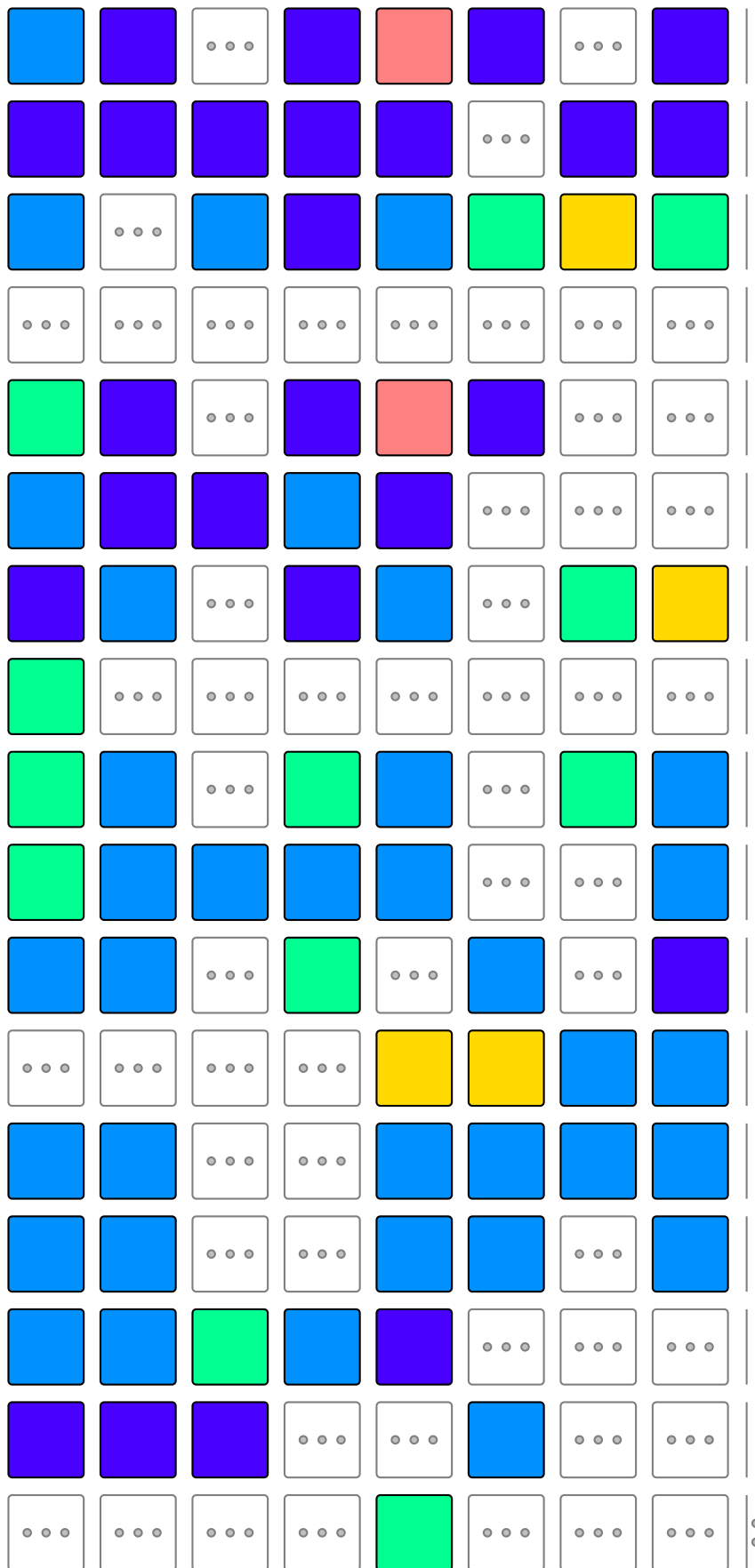


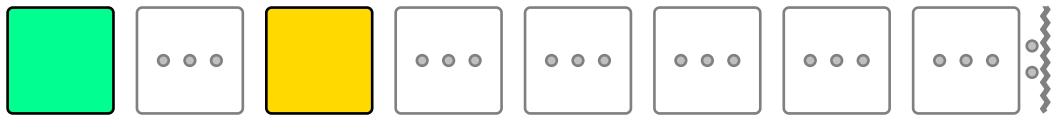
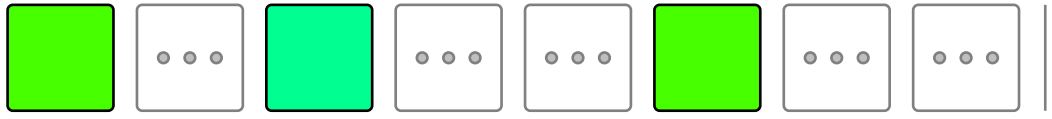
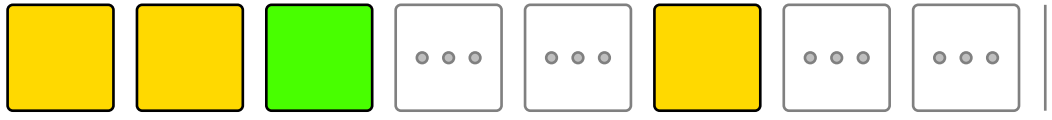


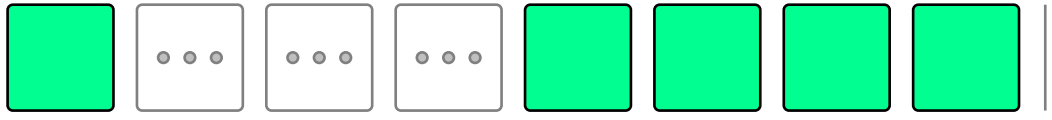

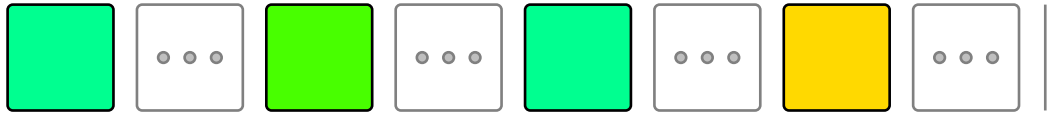
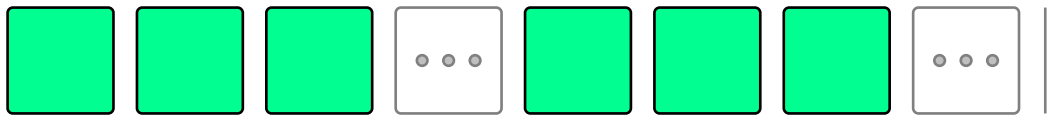
Percize, percize kiel mi estas,
estas bone
Ŝaj Or

=

בדיוק בדיוק כמו שאני ככה זה טוב

שי אור

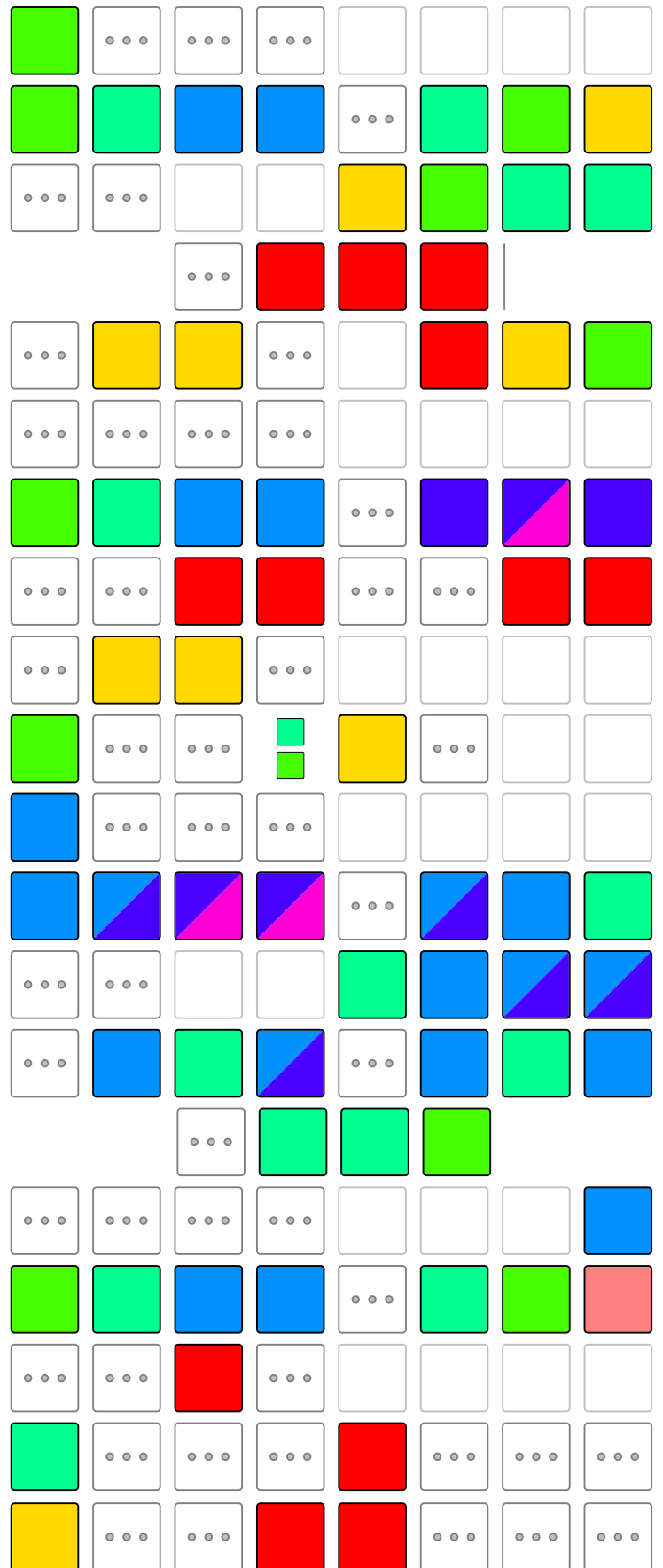






ton
Joni Rehter

יוני רכטר




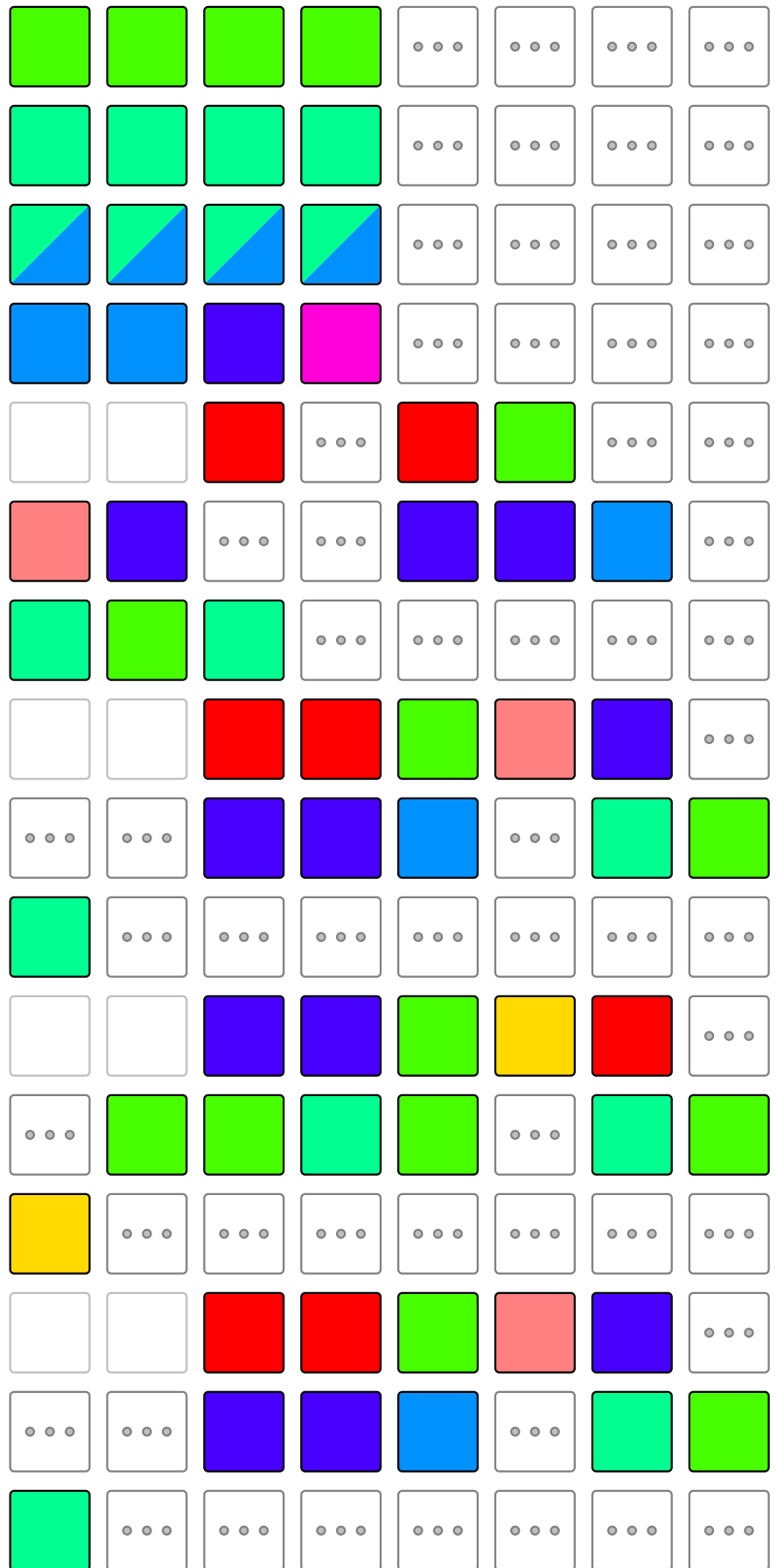
Semoj de maĉgumo: Ĉio far-
iĝis pro Ruti
Naĥum Naĥĉe Hejman




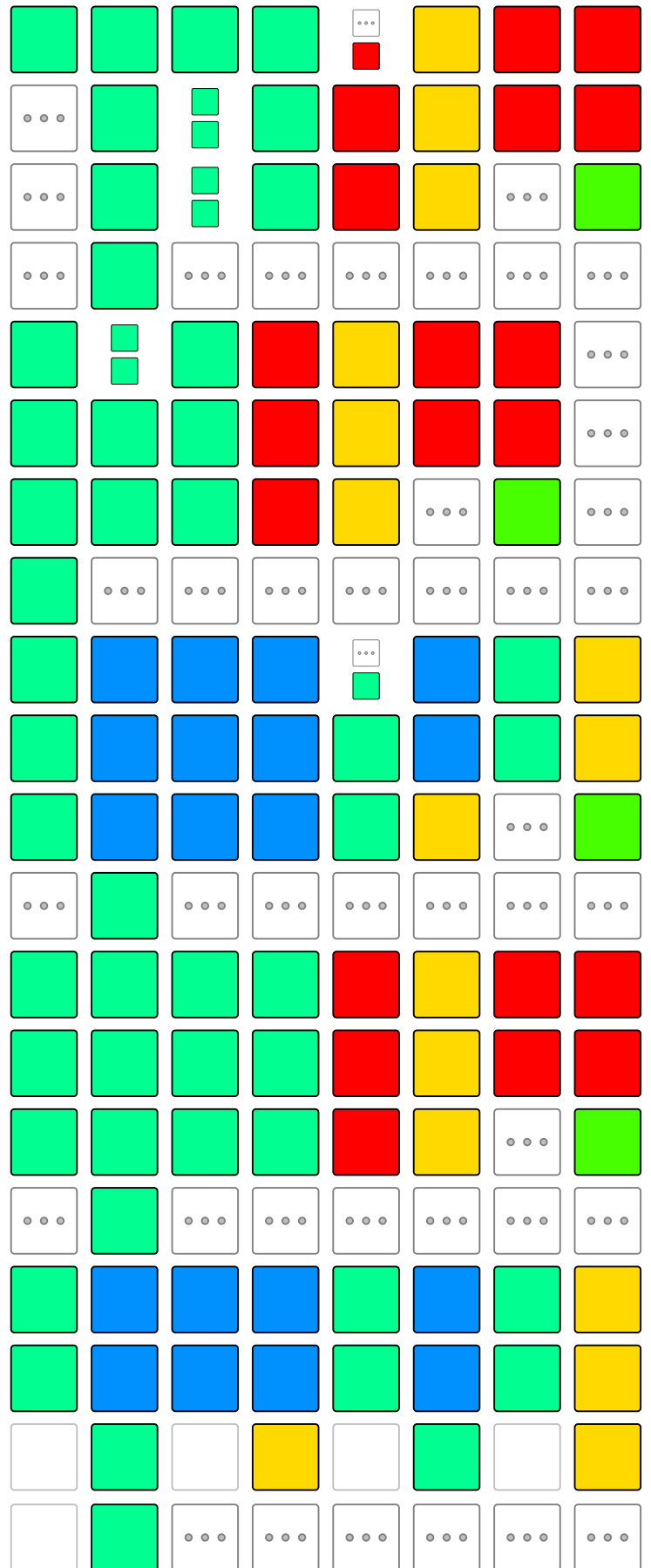
זרעים של מסטיק: הכל קרה בגלל
רותי
נחום נחצ'ה היימן

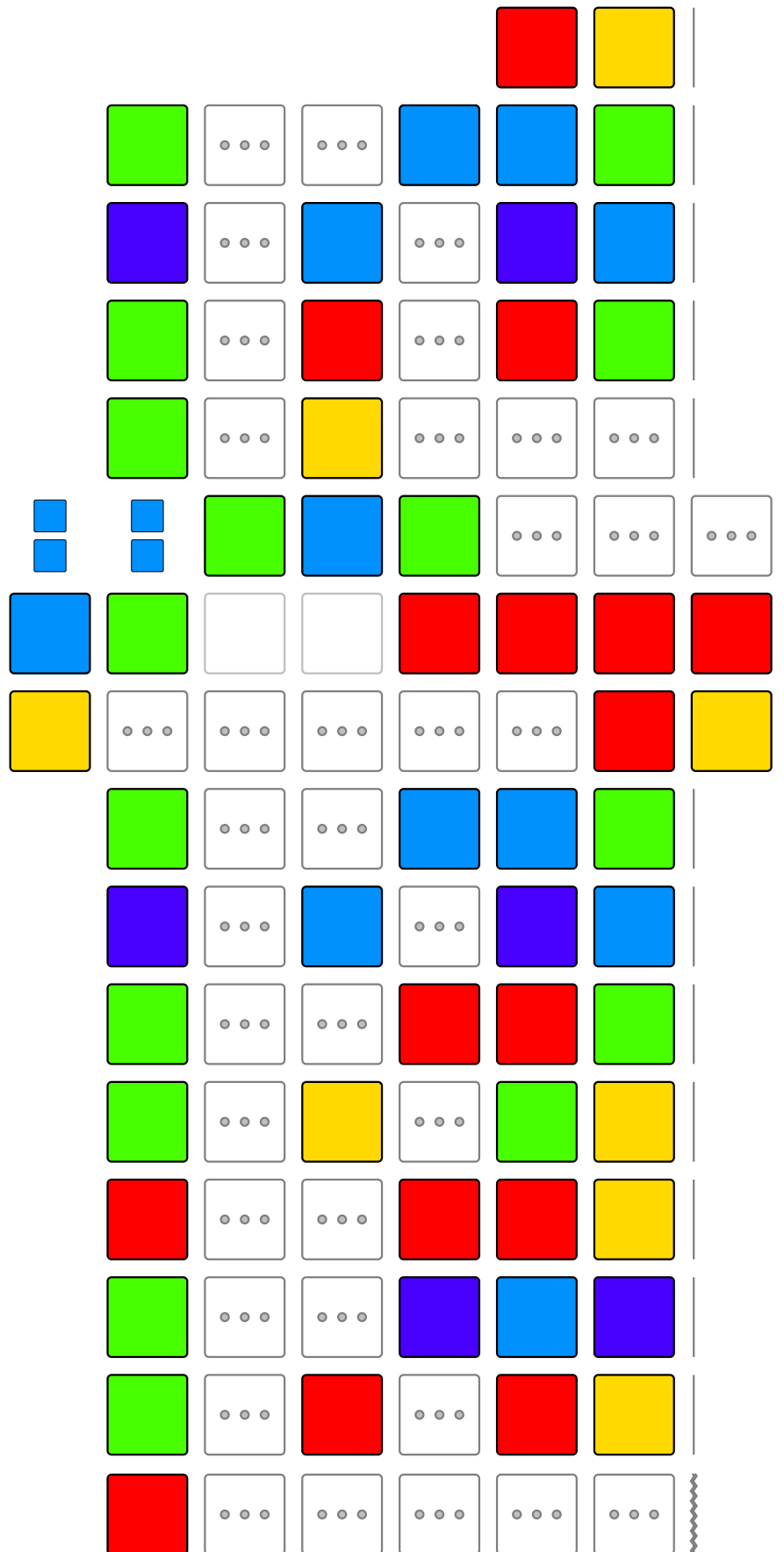
The grid consists of 12 rows and 4 columns of visual elements. Each element is either a solid-colored square or a white box containing three dots. The colors used are yellow, green, blue, purple, red, pink, and white. Some boxes have a wavy line on their right side, and the bottom row has a circular arrow icon. The elements are arranged in a pattern that suggests a sequence or a puzzle to be solved.







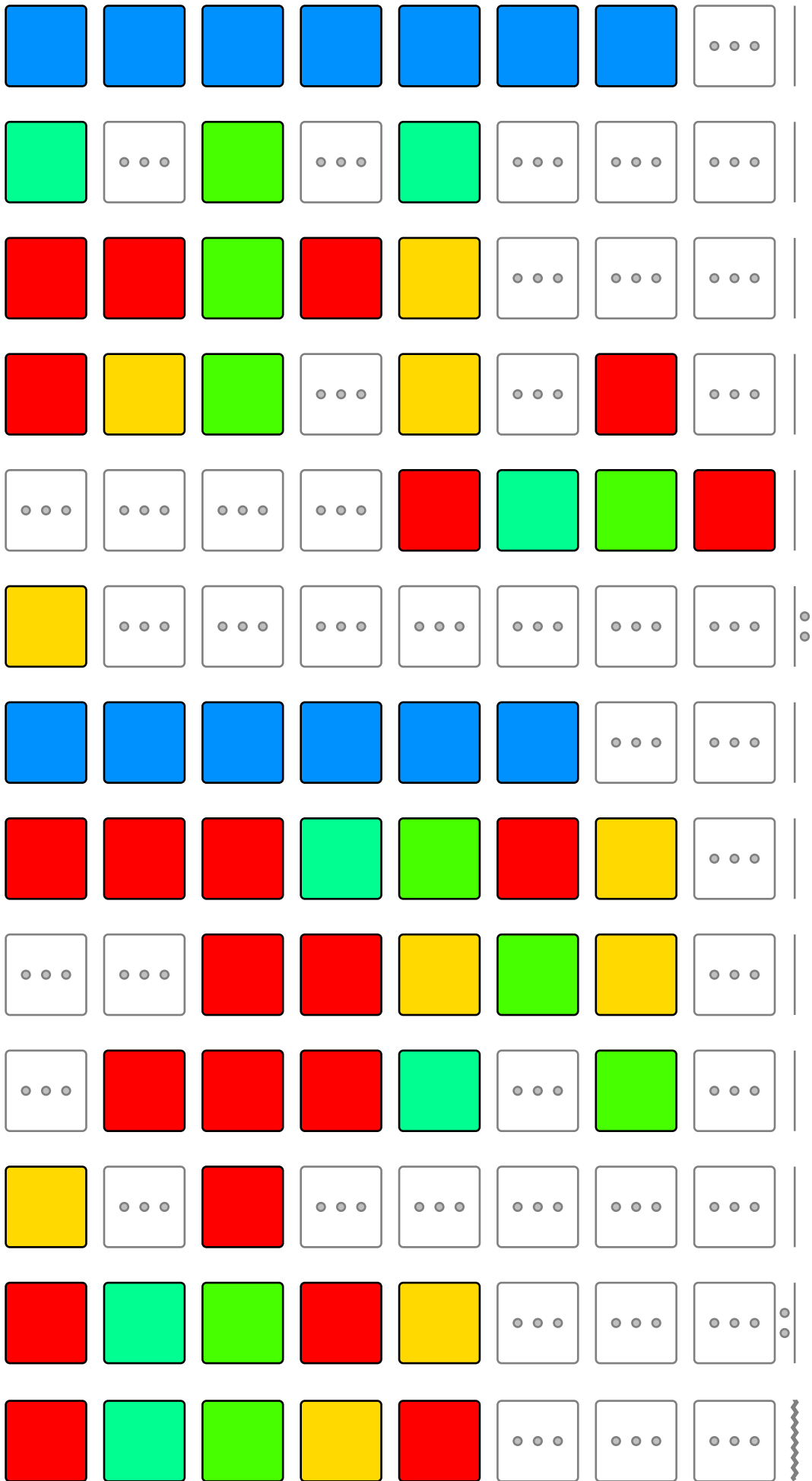






The image displays a grid of 8 rows, each representing a sequence of items. The items are colored squares and boxes containing three dots (ellipses). The colors used are red, yellow, green, and white. The sequences are as follows:

- Row 1: Red square, Green square, White box with ellipses, White box with ellipses.
- Row 2: Red square, Yellow square, White box with ellipses, White box with ellipses, Red square, Green square, White box with ellipses, White box with ellipses.
- Row 3: Yellow square, Green square, Yellow square, Green square, Red square, White box with ellipses, White box with ellipses, Red square.
- Row 4: Yellow square, White box with ellipses, White box with ellipses, Small red square above small yellow square, Green square, White box with ellipses, White box with ellipses, White box with ellipses.
- Row 5: Yellow square, Green square, Yellow square, Green square, Red square, White box with ellipses, White box with ellipses, White box with ellipses.
- Row 6: Yellow square, White box with ellipses, White box with ellipses, White box with ellipses, Green square, White box with ellipses, White box with ellipses, White box with ellipses.
- Row 7: Yellow square, Green square, Yellow square, Green square, Red square, White box with ellipses, White box with ellipses, White box with ellipses.
- Row 8: Yellow square, White box with ellipses, White box with ellipses, White box with ellipses, Red square, White box with ellipses, White box with ellipses, White box with ellipses.





Red	Red	...	Yellow	Green	Green
Yellow	...	Yellow	...	Red
Green	Green	Green	Cyan	Blue	...	Blue	...
Cyan	Green	Cyan	Purple	Blue
Purple	Purple	Purple	Pink	Red	...	Red	...
Red	Red	Red	Yellow	Green
Red	Red	...	Yellow	Green	...	Green	...
Yellow	...	Yellow	...	Red
Red	Blue	Red	Blue	Blue	Red
Red	Pink	Red	...	Blue
Red	Blue	Red	Blue	Blue	Red
Red	Pink	Red

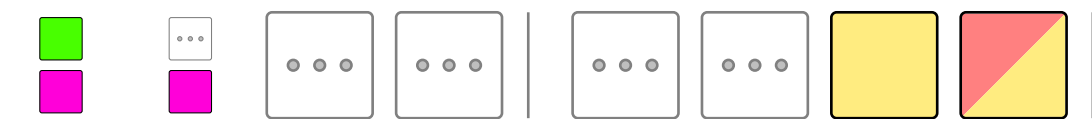
En aliaj vortoj


Bart Howard

☾ Fly me to the Moon / In
Other Words



































































































במילים אחרות


ברט הווארד





A musical notation grid for the song "Tonight You Belong to Me". The grid consists of 14 rows and 8 columns of boxes. The boxes contain colored squares or ellipses. The colors used are blue, yellow, green, purple, pink, and diagonal (yellow/green). Ellipses are represented by three dots. The grid is divided into two sections by a bracket labeled '1' and '2'.

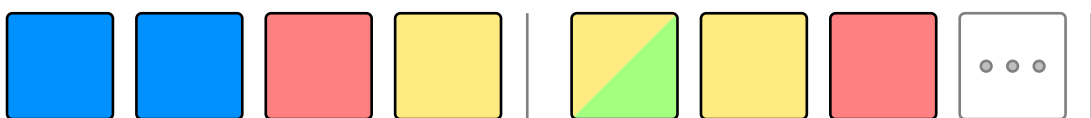
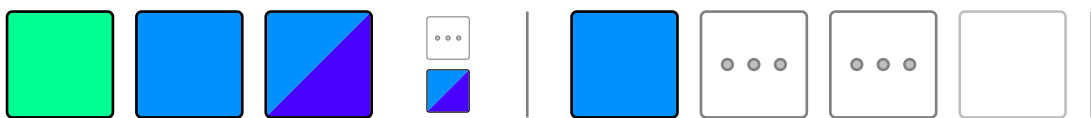
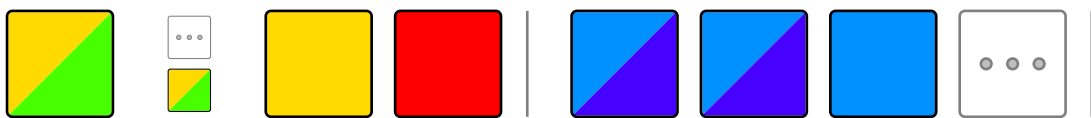
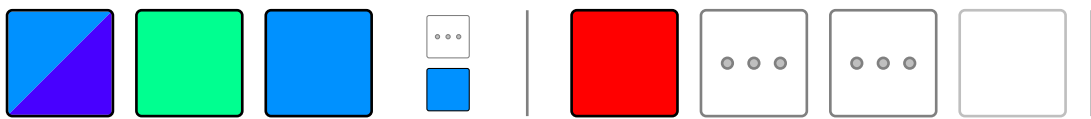
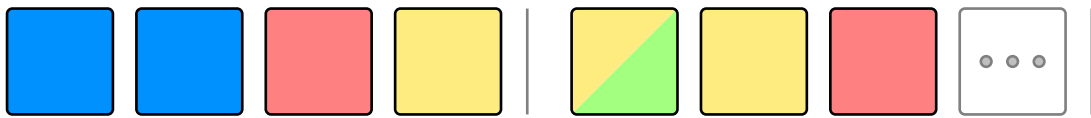
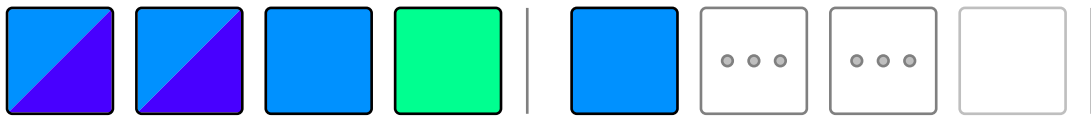
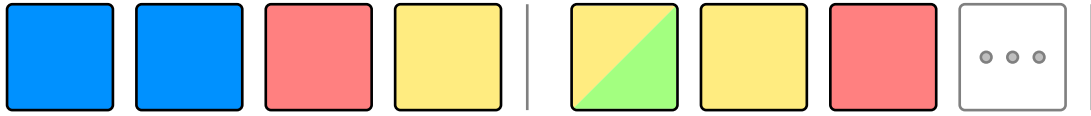
								
								
								
								
								
								
								
[1								
								
[2								
								
								
								
								
								




La luno sur la ruina kastelo
Rentarō Taki

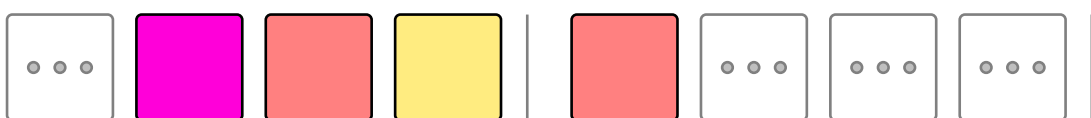
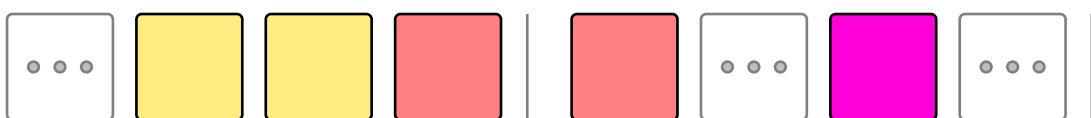
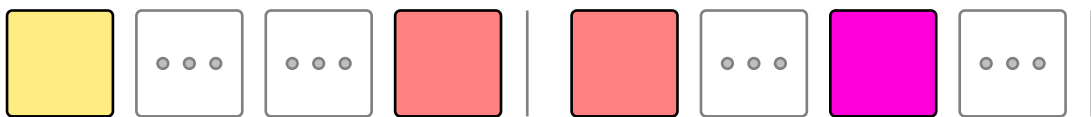
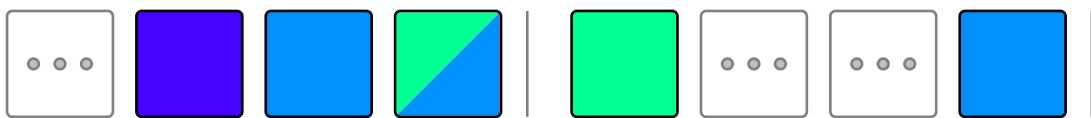
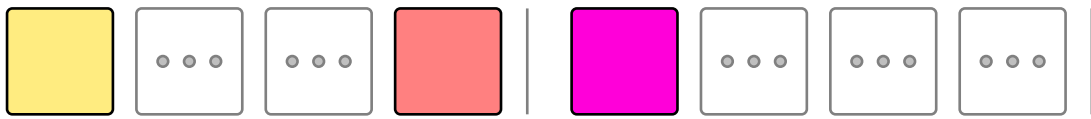

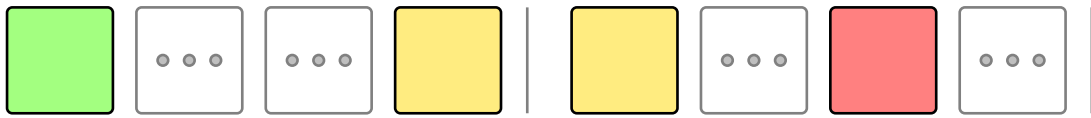

月 荒城の月
瀧 廉太郎

ירח מעל לטירה החרבה
רנטרו טקי





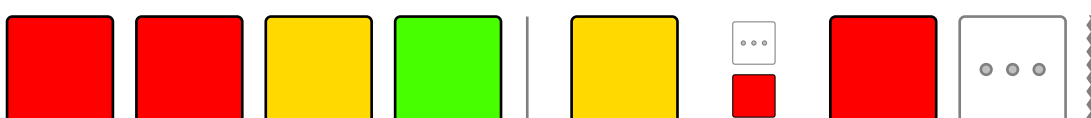
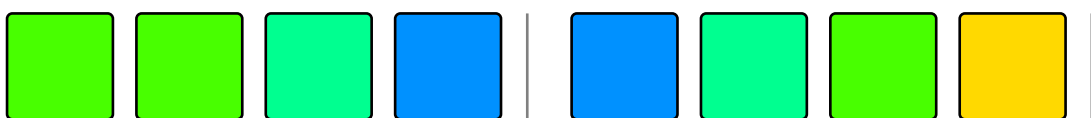
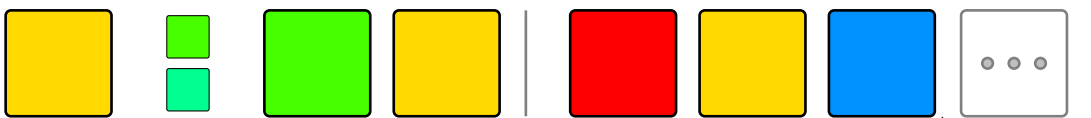
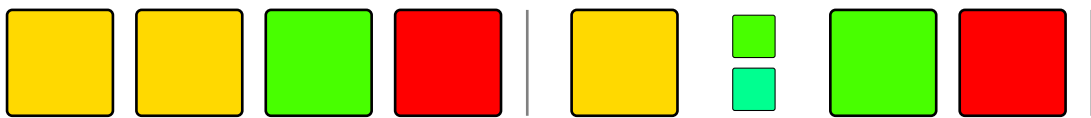
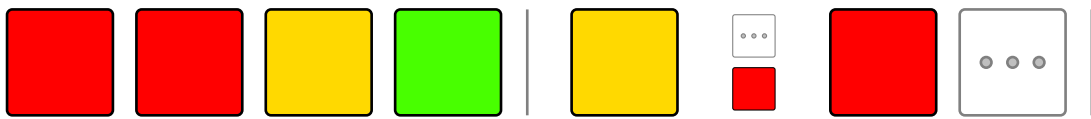
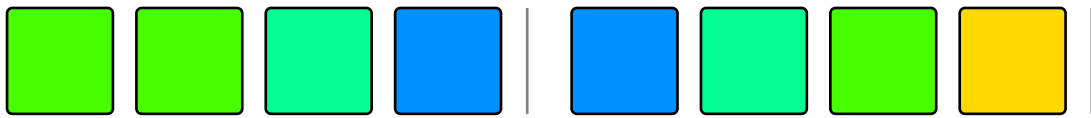

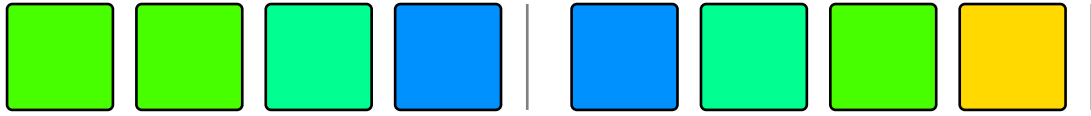
$$\text{⌚} = \frac{1}{2}$$



Odo al ĝojo (simpligita)
Ludwig van Beethoven

☺ An die Freude

אוֹדָה לְשִׂמְחָה (מְפוֹשֵׁט)
לודוויג ון בטהובן



Bourrée (a-minoro)
Johann Krieger



בורה בלה מינור
יוהן קריגר

Menueto (a-minoro)
Johann Krieger

μ

מנואט בלה מינור
יוהן קריגר

